

STRONGER CHURCHES TRAINING MODULES

	Module 1	Module 2	Module 3	Module 4	Module 5	Module 6
Title	7 Paradigm Shifts to Fulfill the Mission	Clear and Inspiring Vision	Mobilizing Leadership	Body Mobilized According to Their Gifts	Proper Stewardship of Resources	Integration of Text and Context
Key Scripture	Romans 12:2	Hebrews 11:8-10	2 Timothy 2:2	1 Corinthians 12:4-11	Luke 12:42-28	John 1:14; 1 Cor 9:19-23; Acts 17:18-28
Objectives	<ol style="list-style-type: none"> 1. Evaluate one's paradigm regarding God's mission. 2. Explain the "7 shifts" to another using the charts contained in this lesson. 	<ol style="list-style-type: none"> 1. Analysis-Guide the church to discern God's vision in its own context and reality. 2. Knowledge- Define God's vision in its own context and reality. 3. Application- Communicate God's vision in its own context and reality. 	<ol style="list-style-type: none"> 1. Identify emerging leaders for the growth and reproduction of the church. 2. Training emerging leaders for the growth and reproduction of the church. 3. Mentor emerging leaders for the growth and reproduction of the church. 	<ol style="list-style-type: none"> 1. Motivate members of our church to discover our respective gifts. 2. Apply spiritual gifts to context for the benefit of the church and our community. 	<ol style="list-style-type: none"> 1. Understand holistic stewardship 2. Describe the 5 T's of stewardship 	<ol style="list-style-type: none"> 1. Understand the concrete reality of the society where you serve. 2. Articulate a Biblical message that is relevant and appropriate.
Session 1: Biblical Foundations	<ol style="list-style-type: none"> 1. Extracting to incarnating 2. Authoritarian to servant leadership 3. Segmented to integrated faith 4. Buildings to communities 5. Closed to open systems 6. Owning and controlling to managing and sending 7. Addition to multiplication 	<ol style="list-style-type: none"> 1. What is vision? 2. How can it be defined? 3. How is the vision discerned? 4. How is the vision communicated? 	<ol style="list-style-type: none"> 1. How to identify Emerging leaders 2. How to train emerging leaders 3. How to mentor emerging leaders 	<ol style="list-style-type: none"> 1. Encouraging the congregation regarding our gifts 2. Congregation and "ministry unemployment" 3. Coaching people instead of carrying out events 4. Eight key characteristics that must exist 	<ol style="list-style-type: none"> 1. Earth or terrain 2. Time 3. Talents and gifts 4. Temple, our body 5. Treasure 	Knowing the context <ol style="list-style-type: none"> a. Entering b. Challenging c. Appealing
Session 2: Tools	<ul style="list-style-type: none"> • Evaluating needed paradigm shifts 	<ul style="list-style-type: none"> • How to write a vision statement • Evaluating a vision statement 	<ul style="list-style-type: none"> • Accountable leadership tool • Evaluating our leadership 	<ul style="list-style-type: none"> • Spiritual gifts • Evaluating mobilizing membership 	<ul style="list-style-type: none"> • Discussion groups • 6 Principles of Christian offering • Evaluate holistic stewardship 	<ul style="list-style-type: none"> • Cultural, social & personal aspects regarding God • Communicate within the context • Evaluating text and context
Session 3	Action plan and goals Intro to reporting Pastor mentoring	Action plan and goals Healthy church report Pastor mentoring	Action plan and goals Healthy church report Pastor mentoring	Action plan and goals Healthy church report Pastor mentoring	Action plan and goals Healthy church report Pastor mentoring	Action plan and goals Healthy church report Pastor mentoring

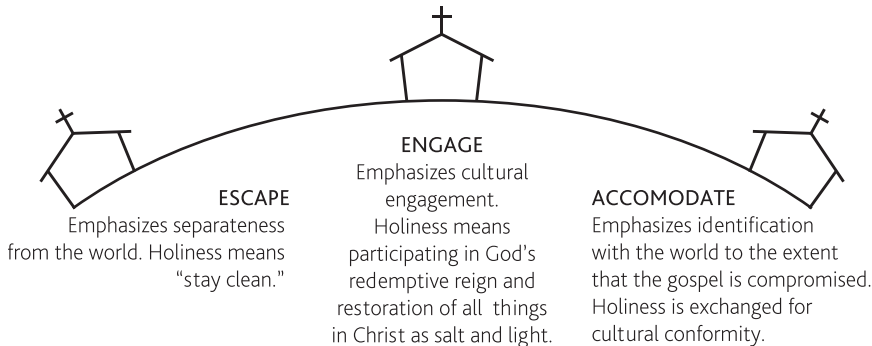
	Module 7	Module 8	Module 9	Module 10	Module 11	Module 12
Title	Evangelism	Comprehensive Discipleship	Service with the Community	Fellowship	Worship	Five Guidelines for a Healthy Church
Key Scripture	Matthew 28:18-20	Mark 1:16-20	Luke 4:18	1 Corinthians 12:4-11	John 4:23-24	Isaiah 65:17-25; Revelation 21:1-5
Objectives	<ol style="list-style-type: none"> 1. Define Gospel 2. Explain evangelization 3. Teach the church about the importance of mobilizing believers to evangelize. 	<ol style="list-style-type: none"> 1. Broaden one's perspective of discipleship. 2. Teach a Christlike lifestyle that reflects transformation. 3. Design a practical path for discipleship formation. 4. Evaluate the discipleship path through the new key tools introduced. 	<ol style="list-style-type: none"> 1. Explain compassionate service. 2. Lead the church in joining the Holy Spirit in showing loving, compassionate, and serving testimony for the wellbeing of the Body of Christ and the community in which it finds itself. 	<ol style="list-style-type: none"> 1. Understand the development of good relationships between members and the community. 2. Value the development of good relationships between members and the community. 3. Promote the development of good relationships between members and the community. 	<ol style="list-style-type: none"> 1. Identify the elements of good, Biblical, and healthy worship. 2. Guide your church to a Biblical, more profound, understanding of worship. 3. Develop contextualized worship in our local church. 	<ol style="list-style-type: none"> 1. Teach a transforming perspective Regarding the Gospel. 2. Battle spiritual dualism. 3. Create healthier congregations.
Session 1: Biblical Foundations	<ol style="list-style-type: none"> 1. Definition of Gospel 2. Definition of evangelism 3. Reasons to evangelize 4. Evangelism must have discipleship as its objectives 5. Evangelism implies the mobilization of all of the church 	<ol style="list-style-type: none"> 1. Discipleship 2. Discipleship before the Great Commission. 3. Discipleship and the Great Commission. 4. Discipleship after the Great Commission. 	<ol style="list-style-type: none"> 1. Compassionate service 2. Two sides of the same coin. 3. The Holy Spirit is active in your community. 4. Development of compassionate service projects. 	<ol style="list-style-type: none"> 1. The Trinity: Model for fellowship and union for the Church. 2. Jesus and fellowship with His disciples. 3. Fellowship between the first believers. 4. Fellowship in the letters of Paul and John. 	<ol style="list-style-type: none"> 1. Definition of worship 2. Worship pillars 	<ol style="list-style-type: none"> 1. An Incomplete understanding of the Great Commission. 2. Toward a Biblical worldview. 3. The world belongs to God. 4. God created us for relationships. 5. God is transforming the world.
Session 2: Tools	<ul style="list-style-type: none"> • One on One poll • Evangelism styles • Evaluating our evangelism 	<ul style="list-style-type: none"> • Model for discipleship path development 	<ul style="list-style-type: none"> • Holistic ministry • Evaluating the impact of the church with the community. 	<ul style="list-style-type: none"> • Promoting fellowship • Conflict resolution: PATIN • Evaluating healthy fellowship 	<ul style="list-style-type: none"> • Evaluating our dynamic worship. 	<ul style="list-style-type: none"> • Questions
Session 3	Action plan and goals Healthy church report Pastor mentoring	Action plan and goals Healthy church report Pastor mentoring	Action plan and goals Healthy church report Pastor mentoring	Action plan and goals Healthy church report Pastor mentoring	Action plan and goals Healthy church report Pastor mentoring	Action plan and goals Healthy church report Church planter profile

Session 1: Biblical Foundation

The Gospel Message: Romans 10:9 (NIV)

Do not conform to the pattern of this world, but be transformed by the renewing of your mind. Then you will be able to test and approve what God's will is—his good, pleasing and perfect will.

1. FROM EXTRACTING TO INCARNATION



2. FROM AUTHORITARIAN TO SERVANT LEADERSHIP

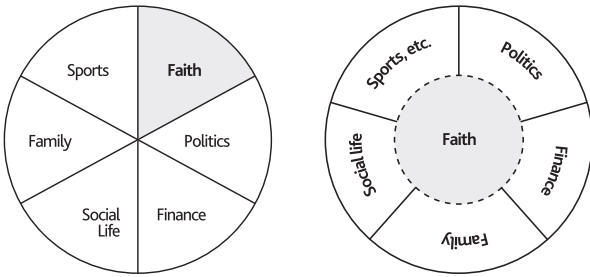
Read Philippians 2:5-8

AUTHORITARIAN LEADER	SERVANT LEADER
Says: "Follow me"	Says: "Let's follow Jesus!"
Decides what is their mission and objectives for the church.	Works with other leaders in order to discern the vision and objectives God has for the church.
Does not delegate, only gives orders.	Gets others cooperatively involved.
Makes decisions independently.	Encourages others to participate in the decision-making process.
Complains of the weaknesses of the congregation.	Strengthens the congregation in their weaknesses.
Does everything by themselves — preaches, visits, prays, teaches, leads worship, etc.	Trains others for ministry and affirms them in their respective tasks.
Sees other leaders as competition and a threat.	Sees other leaders as companions and a blessing for their life.

3. FROM SEGMENTED TO INTEGRATED FAITH

"There's not a square inch in the whole domain of human existence over which Christ, who is Lord overall, does not exclaim, 'Mine!'" -Abraham Kuyper

I have been crucified with Christ and I no longer live, but Christ lives in me. The life I now live in the body, I live by faith in the Son of God, who loved me and gave himself for me. – Galatians 2:20 (NIV)



4. FROM BUILDINGS TO COMMUNITY

Do not conform to the pattern of this world, but be transformed by the renewing of your mind. Then you will be able to test and approve what God's will is—his good, pleasing and perfect will. – Ephesians 2:21-22 (NIV)


Where did the Church meet in the first century?

Acts 2:46 & Acts 5:42
Acts 8:3
Acts 10:22
Acts 12:12
Acts 16:29-32
Acts 16:40
Acts 18:7
Acts 20:20
Romans 16:3-5 & 1 Corinthians 16:19
Romans 16:11
Philippians 4:22
Colossians 4:15
2 Timothy 4:19


How does 1 Peter 2:4-5 describe believers?

5. FROM A CLOSED TO AN OPEN SYSTEM

**BOUNDED
SET**



**CENTERED
SET**



6. FROM OWNING AND CONTROLLING TO MANAGING AND SENDING

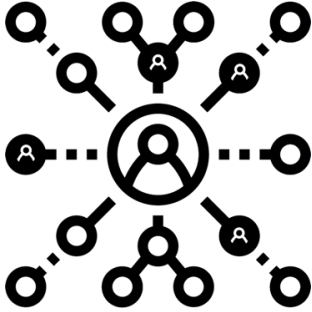
What does the Bible say about the body of Christ in 1 Corinthians 12:12?

According to Ephesians 4:1-16, what is the responsibility of apostles, prophets, evangelists, pastors, and teachers?

As we stop owning and controlling and seek to steward and release, how will you release people in your church to contribute to the vision of the church?

7. FROM ADDITION TO MULTIPLICATION

And the things you have heard me say in the presence of many witnesses entrust to reliable people who will also be qualified to teach others. – 2 Timothy 2:2 (NIV)



A FULL-TIME WORKER

A SEMINARY STUDENT

A CHURCH BUILDING

Session 2: Tools

The following tool uses a 1-10 scoring system, in which 1 represents complete disagreement or the lowest score, and 10 represents excellence or strong agreement.

1 2 3 4 5 6 7 8 9 10

FROM EXTRACTING TO INCARNATION

1 2 3 4 5 6 7 8 9 10

FROM AUTHORITARIAN TO A SERVANT LEADERSHIP

1 2 3 4 5 6 7 8 9 10

FROM SEGMENTED TO AN INTEGRATED FAITH

1 2 3 4 5 6 7 8 9 10

FROM BUILDINGS TO COMMUNITY

1 2 3 4 5 6 7 8 9 10

FROM A CLOSED TO AN OPEN SYSTEM

1 2 3 4 5 6 7 8 9 10

FROM OWNING AND CONTROLLING TO MANAGING AND SENDING

1 2 3 4 5 6 7 8 9 10

FROM ADDITION TO MULTIPLICATION

Session 3: Action Plan and Goals

SAY: In upcoming modules we will be asked to develop an action plan in order to strengthen each of the characteristics of a healthy church. We will be asked to report our results from the action plan at the beginning of each module using the Healthy Church Report.

SAY: Based on what you learned in this module, create an action plan with clear goals for you and your local church.

SAY: Look at how we answered the questions for the Seven Paradigm Shifts to Accomplish the Mission in Session 2 of this module and let's review our overall measurements.

Look at the 7 Take Your Church's Pulse (TYCP) questions for this module (Session 2) and review your overall measurements.

What are your areas of strength (scores greater than 7)? _____

What are areas for growth (scores equal to or fewer than 7)? _____

Begin to develop an action plan. An action plan for implementing today's materials into your respective ministries is important and should be a habitual process for every step forward in your ministry. Based on what you learned in this module, create an action plan with clear goals for you and your local church.

An acronym that is helpful in planning is to develop **SMART** goals:

Specific: It describes specifically what I plan to do.

Measurable: I will be able to tell whether it was done or not.

Appropriate: Is it in line with God's will?

Realistic: It considers my limitations and availability.

Time-bound: It mentions an exact time period.

Example:

- By the end of the month, I will preach a sermon on integrated faith so that people will realize that God should be a part of every portion of life.
- By the end of the year, financial giving will increase by 5% from the previous year.
- In 6 months, 12 new believers will be saved.
- By next week, we will develop a plan for small groups that will start next fall.

Write your desired goal here: _____

Steps to reach it: _____

Write your present-day reality here: _____

Write your outcome at the top. Write your present-day reality at the bottom. Write the first one or two steps/ actions you know you need to take towards the outcome.

At step #5, write what needs to be in place or happening immediately before the desired outcome is reached. Work backwards. What should step #4 be—to reach #5? As you work from the bottom up and from the top down, fill in the middle steps. This process helps you to think about all steps/actions involved to accomplish your outcome.

Coming Up: Stronger Churches Module 2

The following module will guide the church to discern (Analysis), define (Knowledge) and communicate (Application) the vision of God in its own context and reality.

APPENDIX 1

If you desire to delve further into any of these *changes*, we recommend the essay “*7 Shifts in Mission for a Harvest Breakthrough*.”



PARTICIPANT GUIDE

OBJECTIVES

At the end of this module, you will be able to:

- Guide the church to discern God's vision in its own context and reality (analysis).
- Define God's vision in its own context and reality (knowledge).
- Communicate God's vision in its own context and reality (application).

TIME FOR SHARING & PRAYER

⁸ By faith Abraham, when called to go to a place he would later receive as his inheritance, obeyed and went, even though he did not know where he was going. ⁹ By faith he made his home in the promised land like a stranger in a foreign country; he lived in tents, as did Isaac and Jacob, who were heirs with him of the same promise. ¹⁰ For he was looking forward to the city with foundations, whose architect and builder is God.

– Hebrews 11: 8-10 (NIV)

1. When Abraham left his home, did he know beforehand where he was going? Support or explain your answer.

2. As a foreigner, what allowed Abraham to feel comfortable in inhabiting the promised land?

3. What does the text mean by "looking forward to a city with eternal foundations?" Did Abraham physically see this city or did he have a vision of its appearance?

Session 1: Biblical Foundation

1. WHAT IS VISION?

*Where there is no revelation, people cast off restraint;
but blessed is the one who heeds wisdom's instruction.*

– Proverbs 29:18 (NIV)

A vision is a clear mental picture of a preferred future.

It is NOT a pithy slogan or motto on a T-shirt or mug or a paragraph that is fitting for every other church in the community.

A vision is a congregation's answer to the question, "What is that preferred future God is leading us into?"

2. HOW CAN IT BE DEFINED?

"A vision looks into the future and sees what God wants to do through you to carry out His redemptive purposes."

1. Vision is the God-given ability to SEE those things that are not but could become REALITY.

2. The church's vision determines its direction and all its ministries. The process starts when you feel DISSATISFIED with the way things are. There must be some discomfort with the status quo. You see a better FUTURE, an attainable ideal toward which to work.

3. Having vision is also a matter of FAITH because you must deal with things that you can't see concretely. Without faith there can be no vision. And if there is no vision, then there is no mission.

4. A vision is a CHALLENGING and CLEAR picture of the future of the ministry.

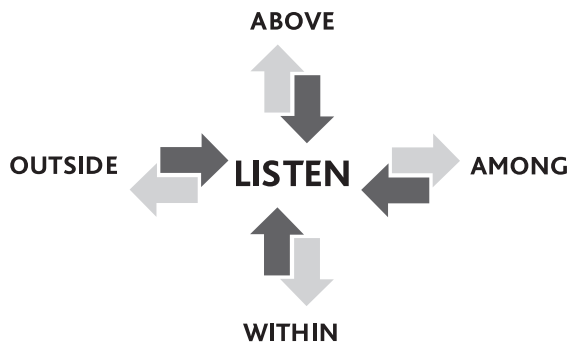
VISION IN THE BIBLE

Read Genesis 12:1-3; 13:14-18

Read 2 Samuel 7:5, 8, 12-16

What was Jesus' vision?

3. HOW IS THE VISION DISCERNED?



Read Acts 26:19

Read Acts 16:6-10

Read Hebrews 10:24-25

4. HOW IS THE VISION COMMUNICATED?

1. Clarity
2. Kindness
3. Sensitivity
4. Coherence
5. Optimism
6. Conviction

Session 2: Tools

HOW TO WRITE A VISION STATEMENT

A. THE DEVELOPMENT OF THE VISION

1. **WRITE** out the vision. Use short, simple phrases that are easy to remember so you can memorize it and communicate it effectively.
 - List 5-7 words or short phrases to describe where your church is located.
 - Lists 5-7 words or short phrases that describe your church as it is.
 - List 5-7 words or short phrases that describe what your church could be.
 - What do the three ideas above suggest about a potential vision for the church? Do not worry about wordsmithing at this point.
 - Attempt to create a short phrase that captures the heart of this potential vision.
2. **THINK BIG!** The driving force is a vision that is clear, biblical, achievable, and challenging.
3. Be **CREATIVE**. Feel free to think in new or different ways.
 - Consider developing a word picture, such as a mirror, tree, strong tower, etc. to illustrate the vision
4. **ASSESS** the vision:
 - Is it clear?
 - Is it challenging?
 - Is it forward-looking?
 - Is it possible?
5. Share the vision with **CLARITY** and **CONVICTION**. A common vision, centered on the person of Jesus Christ, will be the unifying factor for the team.
 - Create an environment in which others can identify with the same vision.
 - Set up a team to work toward the reality of the chosen vision.
 - Create a vision broad enough to allow for experimentation and to deal with failure.
 - Look for new and fresh ways to keep the vision in everyone's sight.

Remember | A leader must share the vision with others to ensure confirmation by the greater faith community.

1. In groups or pairs, write a vision statement for your congregation, keeping in mind: what does God want the church to be like in 5 years?

God wants us to be _____

2. Share the vision ideas you wrote and discuss which of them best communicate how your church should be. Write a concise and clear vision statement: _____

3. What biblical support does your vision have? _____

4. Now fine-tune the vision statement so that it is clear and simple. What are some ideas for communicating it to the church and inviting it to adopt it as its own? _____

Examples of vision statements of some local churches:

"Each member of the Woodville Church grows as a disciple of Jesus Christ through expository preaching and the teaching of the Word of God, and with praise that glorifies God, reaching the community through acts of service"
- **Woodville Church, Michigan (USA)**

"A community that walks according to the principles of the Kingdom, loving God and loving people."
- **Roca Firme Christian Church, Quito - Ecuador**

Evaluating Your Vision Statement

The following tool uses a 1-10 scoring system, in which 1 represents complete disagreement or the lowest score, and 10 represents excellence or strong agreement.

CLEAR AND INSPIRING VISION STATEMENT											
1.	The church leadership gathers every year to plan and evaluate.	1	2	3	4	5	6	7	8	9	10
2.	Our local church has a clear and defined vision statement.	1	2	3	4	5	6	7	8	9	10
3.	The leadership of our church knows where we will be in two years.	1	2	3	4	5	6	7	8	9	10
4.	The pastor and its leadership communicate clearly the vision of our church.	1	2	3	4	5	6	7	8	9	10
5.	I feel inspired by the vision of our church.	1	2	3	4	5	6	7	8	9	10
6.	I know the vision and the plans of our church.	1	2	3	4	5	6	7	8	9	10
7.	I feel motivated by the future of our church.	1	2	3	4	5	6	7	8	9	10

Session 3: Action Plan and Goals

Based on what you learned in this module, create an action plan with clear goals for you and your local church.

For Pastors:

Have you identified a leader to mentor as a future church planter? Y or N

If yes, did you meet this month? Y or N

For Review:

Did you turn in a Healthy Church Report this month? Y or N

Look at the 7 Take Your Church's Pulse (TYCP) questions for this module (Session 2) and review your overall measurements.

What are your areas of strength (scores greater than 7)? _____

What are areas for growth (scores equal to or fewer than 7)? _____

Begin to develop an action plan. An action plan for implementing today's materials into your respective ministries is important and should be a habitual process for every step forward in your ministry. Based on what you learned in this module, create an action plan with clear goals for you and your local church.

An acronym that is helpful in planning is to develop **SMART** goals:

Specific: It describes specifically what I plan to do.

Measurable: I will be able to tell whether it was done or not.

Appropriate: Is it in line with God's will?

Realistic: It considers my limitations and availability.

Time-bound: It mentions an exact time period.

Example:

- By the end of the month, I will preach a sermon on integrated faith so that people will realize that God should be a part of every portion of life.
- By the end of the year, financial giving will increase by 5% from the previous year.
- In 6 months, 12 new believers will be saved.
- By next week, we will develop a plan for small groups that will start next fall.

Coming Up: Stronger Churches Module 3

You will help your church identify, train, and mentor emerging leaders for the growth and reproduction of the church.

NAME: _____ CHURCH NAME: _____

Healthy Church Report	MONTHLY GOAL	MONTHLY RESULT
SHARED THE VISION How many people inside and outside the church has the vision been shared with?		

How to Use Reports

- 1. REPORTING** - Included in each module is a tabulation sheet with ten metrics for measuring entitled *Healthy Church Report*. As the participant progresses through the modular training a new measurement is revealed on the tabulation sheet for monthly reporting. Monthly reporting is a key part of the training. This provides accountability and focus on what matters most for the training participants. If the participants know ahead of time what will be asked of them at the next module, they are more likely to do those activities that lead to the results to be reviewed.
- 2. PASTOR TRACK MENTORING** - Pastors are encouraged during the training to identify and mentor a future leader to be a church planter. Each month of the modular training the pastor is asked if a leader has been identified and if they have met for mentoring (see www.multiplicationnetwork.org/resources/ministry-toolbox/203-mentoring-workshop-2 for mentor training material). At the end of the Stronger Churches modular training: Pastors are encouraged to turn in a church planter profile report (<https://www.multiplicationnetwork.org/resources/ministry-toolbox/159-church-planter-profile>) and churches are encouraged to plant a church by sending the new leader for More Churches Modular training.



PARTICIPANT GUIDE

OBJECTIVES

By the end of this module, you will be able to:

1. Identify emerging leaders for the growth and reproduction of the church.
2. Train emerging leaders for the growth and reproduction of the church.
3. Mentor emerging leaders for the growth and reproduction of the church.

TIME FOR SHARING & PRAYER

And the things you have heard me say in the presence of many witnesses entrust to reliable people who will also be qualified to teach others. – 2 Timothy 2:2 (NIV)

AS LEADERS GO ... SO GOES TO THE CHURCH

How many generations of leadership are cited in Paul's multiplication process?

What words reference Paul's multiplication process?

How can the pastor or church planter apply the concept of multiplying leaders in their context?

Session 1: Biblical Foundations

1. HOW TO IDENTIFY EMERGING LEADERS | 2 Timothy 2:15

Four things that people need from leaders:

- trust
- compassion
- stability
- hope

Do your best to present yourself to God as one approved, a worker who does not need to be ashamed and who correctly handles the word of truth. – 2 Timothy 2:15 (NIV)

Do your best to present yourself to God as one approved, a worker who does not need to be ashamed and who correctly handles the word of truth. – John 15:5 (NIV)

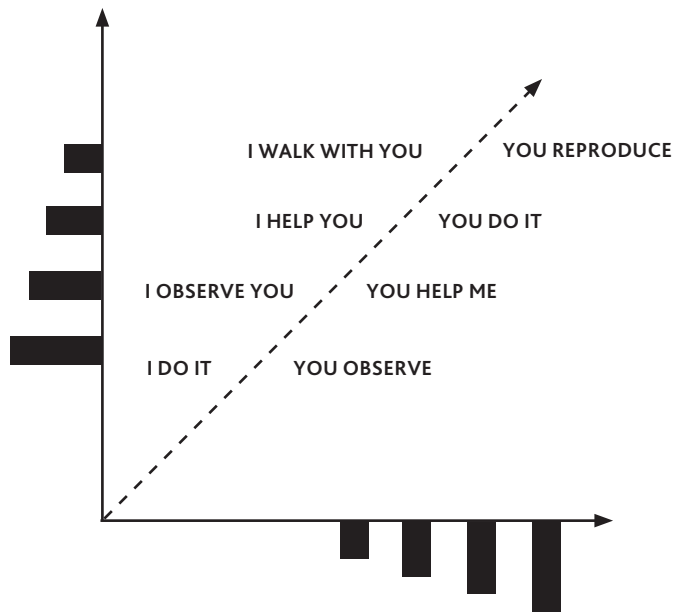
Read Titus 1:5-9

What is the difference between character (BEING) and skills (ACTIONS) of a leader?

According to the Bible verses, write the characteristics and skills of a leader in a local church.

CHARACTER	SKILLS
_____	_____
_____	_____
_____	_____
_____	_____

2. HOW TO TRAIN EMERGING LEADERS | 2 Timothy 2:15, 1 Thessalonians 5:11



Benefits of this Model:

Take Risks

Model

Teamwork

Accountable Leadership

3. HOW TO MENTOR EMERGING LEADERS? | Proverbs 27:17

1. Value
2. Model
3. Encourage
4. Be humble
5. Listen
6. Clear up
7. Give time
8. Review
9. Give resources
10. Provide perspective

Without trust, there cannot be confidentiality and without confidentiality, all trust is lost.

HEALTHY MENTOR	TOXIC MENTOR
Listens	Underestimates
Encourages	Criticizes
Treats moments as just-in-time learning	Backs up inappropriately
Helps see the options	Rescues
Guides with questions	Freely advises
Remembers that growth depends on the mentee	Builds barriers

Which characteristics of a healthy mentor and a toxic mentor do you see in yourself? Discuss with your group later.

Session 2: Tools

ACCOUNTABLE LEADERSHIP TOOL

There are three things every leader needs to thrive as they lead the church:

-
-
-



When training and multiplying new leaders, show them:

MISSION (OBJECT)

Then Jesus came to them and said, "All authority in heaven and on earth has been given to me. Therefore go and make disciples of all nations, baptizing them in the name of the Father and of the Son and of the Holy Spirit, and teaching them to obey everything I have commanded you. And surely I am with you always, to the very end of the age."

– Matthew 28:18-20 (NIV)

Sample Mission:

1. Begin a new youth group ministry that deeply discipled youth through small groups by the end of the year.
2. The elders will train our entire congregation in relational evangelism.
3. Every believer will know their spiritual gift and have a ministry to impact the community using that gift.

BOUNDARIES (RULES)

And the Lord God commanded the man, "You are free to eat from any tree in the garden; but you must not eat from the tree of the knowledge of good and evil, for when you eat from it you will certainly die."

– Genesis 2:16-17 (NIV)

Sample Boundaries:

1. A Ministry Budget
2. Clear Ministry Values and Ethics
3. Clear Organizational Beliefs

MEASUREMENT (SCORE)

With many other words he warned them; and he pleaded with them, "Save yourselves from this corrupt generation." Those who accepted his message were baptized, and about three thousand were added to their number that day.
– Acts 2:40-41 (NIV)

Sample Measurements for Training Leaders (See the ABC Report created by Multiplication Network):

1. Spiritual conversations
2. New believers
3. Baptisms
4. New leaders in training
5. New small groups
6. New people in small groups
7. New leaders with a group

(See the ABC Report created by Multiplication Network www.multiplicationnetwork.org/resources/ministry-toolbox/149-abc-church-planting-report-1)

Beneficiaries to Reporting Measurements:

1. _____
2. _____
3. _____
4. _____

How will you use the Accountable Leadership Tool in your training of leaders? How will you use reporting of measurements in the training leaders?

Evaluating Our Leadership

The following tool uses a 1-10 scoring system, in which 1 represents complete disagreement or the lowest score, and 10 represents excellence or strong agreement.

MULTIPLYING LEADERSHIP											
1.	Multiplying leadership creates opportunities to develop new leaders.	1	2	3	4	5	6	7	8	9	10
2.	There are others who are being trained and prepared to lead in the future.	1	2	3	4	5	6	7	8	9	10
3.	I feel that the leadership of the church seeks to grow and multiply.	1	2	3	4	5	6	7	8	9	10
4.	I can identify at least two new leaders that were trained during the last year.	1	2	3	4	5	6	7	8	9	10
5.	The leadership helps and guides those who wish to actively participate in the church.	1	2	3	4	5	6	7	8	9	10
6.	The quality and commitment of our leadership is very good.	1	2	3	4	5	6	7	8	9	10
7.	The leadership is decisive for the direction the church desires to take in the future.	1	2	3	4	5	6	7	8	9	10

Session 3: Action Plan and Goals

Based on what you learned in this module, create an action plan with clear goals for you and your local church.

For Pastors:

Have you identified a leader to mentor as a future church planter? Y or N

If yes, did you meet this month? Y or N

For Review:

Did you turn in the Healthy Church Report this month? Y or N

Look at the 7 take Your Church's Pulse (TYCP) questions for this module (Session 3) and review your overall measurements.

What are your areas of strength (scores greater than 7)? _____

What are areas for growth (scores equal to or fewer than 7)? _____

Begin to develop an action plan. An action plan for implementing today's materials into your respective ministries is important and should be a habitual process for every step forward in your ministry. Based on what you learned in this module, create an action plan with clear goals for you and your local church.

An acronym that is helpful in planning is to develop **SMART** goals:

Specific: It describes specifically what I plan to do.

Measurable: I will be able to tell whether it was done or not.

Appropriate: Is it in line with God's will?

Realistic: It considers my limitations and availability.

Time-bound: It mentions an exact time period.

Example:

- By the end of the month, I will preach a sermon on integrated faith so that people will realize that God should be a part of every portion of life.
- By the end of the year, financial giving will increase by 5% from the previous year.
- In 6 months, 12 new believers will be saved.
- By next week, we will develop a plan for small groups that will start next fall.

Coming Up: Stronger Churches Module 4

You will motivate the members of your church to discover their respective gifts in order to apply them to their own context for the benefit of the church and community.

NAME: _____ CHURCH NAME: _____

Healthy Church Report	MONTHLY GOAL	MONTHLY RESULT
SHARED THE VISION How many people inside and outside the church has the vision been shared with?		
LEADERS How many leaders has the church trained for small groups and ministry?		

How to Use Reports

- 1. REPORTING** - Included in each module is a tabulation sheet with ten metrics for measuring entitled *Healthy Church Report*. As the participant progresses through the modular training a new measurement is revealed on the tabulation sheet for monthly reporting. Monthly reporting is a key part of the training. This provides accountability and focus on what matters most for the training participants. If the participants know ahead of time what will be asked of them at the next module, they are more likely to do those activities that lead to the results to be reviewed.
- 2. PASTOR TRACK MENTORING** - Pastors are encouraged during the training to identify and mentor a future leader to be a church planter. Each month of the modular training the pastor is asked if a leader has been identified and if they have met for mentoring (see www.multiplicationnetwork.org/resources/ministry-toolbox/203-mentoring-workshop-2 for mentor training material). At the end of the Stronger Churches modular training: Pastors are encouraged to turn in a church planter profile report (<https://www.multiplicationnetwork.org/resources/ministry-toolbox/159-church-planter-profile>) and churches are encouraged to plant a church by sending the new leader for More Churches Modular training.



PARTICIPANT GUIDE

OBJECTIVES

By the end of this module, you will be able to:

1. Motivate members of your church to discover their respective gifts.
2. Apply spiritual gifts to the context for the benefit of the church and the community.

TIME FOR SHARING & PRAYER

⁴ There are different kinds of gifts, but the same Spirit distributes them. ⁵ There are different kinds of service, but the same Lord. ⁶ There are different kinds of working, but in all of them and in everyone it is the same God at work. ⁷ Now to each one the manifestation of the Spirit is given for the common good. ⁸ To one there is given through the Spirit a message of wisdom, to another a message of knowledge by means of the same Spirit, ⁹ to another faith by the same Spirit, to another gifts of healing by that one Spirit, ¹⁰ to another miraculous powers, to another prophecy, to another distinguishing between spirits, to another speaking in different kinds of tongues,[a] and to still another the interpretation of tongues.[b] ¹¹ All these are the work of one and the same Spirit, and he distributes them to each one, just as he determines.

– 1 Corinthians 12:4 -11 (NIV)

Even though there is diversity of services (gifts), according to v. 6, who is behind the giving of those gifts?

What are 'some of the gifts given' through the work of the Spirit?

Session 1: Biblical Foundation

1. SHARED LEADERSHIP | Romans 12:6-7; Romans 15:14

"The members of the Church work in unity, utilizing their gifts to serve their congregation and cause an impact in their community"

LEADERS ENCOURAGE MEMBERS REGARDING THEIR GIFTS

TEACHING <i>WHY?</i>	EQUIPPING <i>WHOM?</i>	EMPOWERING <i>HOW?</i>

2. CONGREGATION AND "MINISTRY UNEMPLOYMENT"

Read 1 Corinthians 12:4-6

List some of the differences that the Apostle Paul mentions that you can see in your own church setting:

Different GIFTS	Different SERVICE (MINISTRY)	Different WAYS

Read 2 Timothy 2:1-2

Note how closely this model follows the advice the Apostle Paul gives to Timothy.

3. COACH PEOPLE INSTEAD OF CARRYING OUT EVENTS

Read Ephesians 4:1-3

CHARACTER	CONSIDERATIONS

4. MINISTRY BASED ON GIFTS

Read 1 Peter 4:10-11

Write down ways to minister in the local church through individual spiritual gifts.

EIGHT KEY CHARACTERISTICS THAT MUST EXIST FOR THE LOCAL CHURCH TO EFFECTIVELY MOBILIZE

A clear and inspiring objective. _____

A structure designed to reach the goal. _____

Competent team members. _____

A shared commitment. _____

A cooperation environment. _____

A standard of excellence. _____

External support and recognition. _____

Fundamental leadership on principles. _____

Session 2: Tools

SPIRITUAL GIFTS SURVEY (30 MIN.)

Directions

This is not a test, so there are no wrong answers. The Spiritual Gifts Survey consists of 80 statements. Some items reflect concrete actions; other items are descriptive traits; and still others are statements of belief.

- Select the one response you feel best characterizes yourself and place that number in the blank provided. Record your answer in the blank beside each item.
- Do not spend too much time on any one item. Remember, it is not a test.
- Usually, your immediate response is best.
- Please give an answer for each item. Do not skip any items.
- Do not ask others how they are answering or how they think you should answer.
- Work at your own pace.

Your response choices are:

5	Highly characteristic of me/definitely true for me
4	Most of the time this would describe me/be true for me
3	Frequently characteristic of me/true for me—about 50 percent of the time
2	Occasionally characteristic of me/true for me—about 25 percent of the time
1	Not at all characteristics of me/definitely untrue for me

Begin the survey here:

1. I have the ability to organize ideas, resources, time, and people effectively. ____
2. I am willing to study and prepare for the task of teaching. ____
3. I can relate the truths of God to specific situations. ____
4. I have a God-given ability to help others grow in their faith. ____
5. I possess a special ability to communicate the truth of salvation. ____
6. I can make critical decisions when necessary. ____
7. I am sensitive to the hurts of people. ____
8. I experience joy in meeting needs through sharing possessions. ____
9. I enjoy studying. ____

10. I have delivered God's message of warning and judgment. ____
11. I can sense the true motivation of persons and movements. ____
12. I have a special ability to trust God in difficult situations. ____
13. I have a strong desire to contribute to the establishment of new churches. ____
14. I take action to meet physical and practical needs rather than merely talking about or planning to help. ____
15. I enjoy entertaining guests in my home. ____
16. I can adapt my guidance to fit the maturity of those working with me. ____
17. I can delegate and assign meaningful work. ____
18. I have an ability and desire to teach. ____
19. I am usually able to analyze a situation correctly. ____
20. I have a natural tendency to encourage others. ____
21. I am willing to take the initiative in helping other Christians grow in their faith. ____
22. I have an acute awareness of the emotions of other people, such as loneliness, pain, fear, and anger. ____
23. I am a cheerful giver. ____
24. I spend time digging into facts. ____
25. I feel that I have a message from God to deliver to others. ____
26. I can recognize when a person is genuine/honest. ____
27. I am a person of vision (a clear mental portrait of a preferable future given by God). I am able to communicate vision in such a way that others commit to making the vision a reality. ____
28. I am willing to yield to God's will rather than question and waver. ____
29. I would like to be more active in getting the Gospel to people in other lands. ____
30. It makes me happy to do things for people in need. ____
31. I am successful in getting a group to do its work joyfully. ____
32. I can make strangers feel at ease. ____
33. I can plan learning approaches. ____

34. I can identify those who need encouragement. ____
35. I have trained Christians to be more obedient disciples of Christ. ____
36. I am willing to do whatever it takes to see others come to Christ. ____
37. I am attracted to people who are hurting. ____
38. I am a generous giver. ____
39. I can discover new truths. ____
40. I have spiritual insights from Scripture concerning issues and people that compel me to speak out. ____
41. I can sense when a person is acting in accord with God's will. ____
42. I can trust in God even when things look dark. ____
43. I can determine where God wants a group to go and help it get there. ____
44. I have a strong desire to take the Gospel to places where it has never been heard. ____
45. I enjoy reaching out to new people in my church and community. ____
46. I am sensitive to the needs of people. ____
47. I have been able to make effective and efficient plans for accomplishing the goals of a group. ____
48. I often am consulted when fellow Christians are struggling to make difficult decisions. ____
49. I think about how I can comfort and encourage others in my congregation. ____
50. I can give spiritual direction to others. ____
51. I can present the Gospel to lost people in such a way that they accept the Lord and His salvation. ____
52. I possess an unusual capacity to understand the feelings of those in distress. ____
53. I have a strong sense of stewardship based on the recognition that God owns all things. ____
54. I help others understand God's Word and apply it to their lives. ____
55. I can sense when a person is acting under God's leadership. ____
56. I try to be in God's will continually and be available for His use. ____
57. I feel that I should take the Gospel to people who have different beliefs from me. ____
58. I have an acute awareness of the physical needs of others. ____

59. I am skilled in setting forth positive and precise steps of action. ____
60. I like to meet visitors at church and make them feel welcome. ____
61. I explain Scripture in such a way that others understand it. ____
62. I can usually see spiritual solutions to problems. ____
63. I welcome opportunities to help people who need comfort, consolation, encouragement, and counseling. ____
64. I feel at ease in sharing Christ with nonbelievers. ____
65. I can influence others to perform to their highest God-given potential. ____
66. I recognize the signs of stress and distress in others. ____
67. I desire to give generously and unpretentiously to worthwhile projects and ministries. ____
68. I can organize facts into meaningful relationships. ____
69. God gives me messages in line with Scripture to deliver to His people. ____
70. I can sense whether people are being honest when they tell of their religious experiences. ____
71. I enjoy presenting the Gospel to persons of other cultures and backgrounds. ____
72. I enjoy doing little things that help people. ____
73. I can give a clear, uncomplicated presentation. ____
74. I have been able to apply biblical truth to the specific needs of my church. ____
75. God has used me to encourage others to live Christ-like lives. ____
76. I have sensed the need to help other people become more effective in their ministries. ____
77. I like to talk about Jesus to those who do not know Him. ____
78. I can make strangers feel comfortable in my home. ____
79. I have a wide range of study resources and know how to secure information. ____
80. I feel assured that a situation will change for the glory of God even when the situation seems impossible. ____

SCORING YOUR SURVEY (5 MIN.)

Follow these directions to determine your score for each spiritual gift.

Place in each box your numerical response (1-5) to the item number that is indicated in the space.

For each gift, add the numbers in the boxes and put the total in the TOTAL box.

LEADERSHIP	6	+	16	+	27	+	43	+	65	=	TOTAL
ADMINISTRATION	1	+	17	+	31	+	47	+	59	=	TOTAL
TEACHING	2	+	18	+	33	+	61	+	73	=	TOTAL
KNOWLEDGE	9	+	24	+	39	+	68	+	79	=	TOTAL
WISDOM	3	+	19	+	48	+	62	+	74	=	TOTAL
PROPHECY	10	+	25	+	40	+	54	+	69	=	TOTAL
DISCERNMENT	11	+	26	+	41	+	55	+	70	=	TOTAL
EXHORTATION	20	+	34	+	49	+	63	+	75	=	TOTAL
SHEPHERDING	4	+	21	+	35	+	50	+	76	=	TOTAL
FAITH	12	+	28	+	42	+	56	+	80	=	TOTAL
EVANGELISM	5	+	36	+	51	+	64	+	77	=	TOTAL
APOSTLESHIP	13	+	29	+	44	+	57	+	71	=	TOTAL
SERVICE/HELPING	14	+	30	+	46	+	58	+	72	=	TOTAL
MERCY	7	+	22	+	37	+	52	+	66	=	TOTAL
GIVING	8	+	23	+	38	+	53	+	67	=	TOTAL
HOSPITALITY	15	+	32	+	45	+	60	+	78	=	TOTAL

GRAPHING YOUR PROFILE (5 MIN.)

For each gift, place a mark across the bar at the point that corresponds to your TOTAL for that gift.

For each gift, shade the bar below the mark that you have drawn.

The resulting graph gives a picture of your gifts. Gifts for which the bars are long are the ones in which you appear to be strongest. Gifts for which the bars are very short are the ones in which you appear not to be strong.

	5	10	15	20	25
LEADERSHIP					
ADMINISTRATION					
TEACHING					
KNOWLEDGE					
WISDOM					
PROPHECY					
DISCERNMENT					
EXHORTATION					
SHEPHERDING					
FAITH					
EVANGELISM					
APOSTLESHIP					
SERVICE/HELPING					
MERCY					
GIVING					
HOSPITALITY					

EVALUATING OUR MOBILIZED BODY ACCORDING TO THEIR GIFTS

The following tool uses a 1-10 scoring system, in which 1 represents complete disagreement or the lowest score, and 10 represents excellence or strong agreement.

MOBILIZED BODY ACCORDING TO THEIR GIFTS											
1.	The church helps its members to discover their spiritual gifts.	1	2	3	4	5	6	7	8	9	10
2.	The leadership of the church trains the membership according to their discovered gifting.	1	2	3	4	5	6	7	8	9	10
3.	The church provides clear information to those who wish to serve according to their interests and talents.	1	2	3	4	5	6	7	8	9	10
4.	I feel the church does everything possible so I use my gifts appropriately.	1	2	3	4	5	6	7	8	9	10
5.	Individuals have been trained to serve or lead in the congregation and in the community.	1	2	3	4	5	6	7	8	9	10
6.	There are ample opportunities of service and ministry for those who wish to serve.	1	2	3	4	5	6	7	8	9	10
7.	Our ministerial structure is well-suited for mobilizing people to serve.	1	2	3	4	5	6	7	8	9	10

Session 3: Action Plan and Goals

Based on what you learned in this module, create an action plan with clear goals for you and your local church.

For Pastors:

Have you identified a leader to mentor as a future church planter? Y or N

If yes, did you meet this month? Y or N

For Review:

Did you turn in the Healthy Church Report this month? Y or N

Look at the 7 Take Your Church's Pulse (TYCP) questions for this module (Session 4) and review your overall measurements.

What are your areas of strength (scores greater than 7)? _____

What are areas for growth (scores equal to or fewer than 7)? _____

Begin to develop an action plan. An action plan for implementing today's materials into your respective ministries is important and should be a habitual process for every step forward in your ministry. Based on what you learned in this module, create an action plan with clear goals for you and your local church.

An acronym that is helpful in planning is to develop **SMART** goals:

Specific: It describes specifically what I plan to do.

Measurable: I will be able to tell whether it was done or not.

Appropriate: Is it in line with God's will?

Realistic: It considers my limitations and availability.

Time-bound: It mentions an exact time period.

Example:

- By the end of the month, I will preach a sermon on integrated faith so that people will realize that God should be a part of every portion of life.
- By the end of the year, financial giving will increase by 5% from the previous year.
- In 6 months, 12 new believers will be saved.
- By next week, we will develop a plan for small groups that will start next fall.

Coming Up: Stronger Churches Module 5

You will learn about holistic stewardship of the resources that God has given us.

NAME: _____ CHURCH NAME: _____

Healthy Church Report	MONTHLY GOAL	MONTHLY RESULT
SHARED THE VISION How many people inside and outside the church has the vision been shared with?		
LEADERS How many leaders has the church trained for small groups and ministry?		
SPIRITUAL GIFTS How many people has the church trained to use their spiritual gifts?		

How to Use Reports

- 1. REPORTING** - Included in each module is a tabulation sheet with ten metrics for measuring entitled *Healthy Church Report*. As the participant progresses through the modular training a new measurement is revealed on the tabulation sheet for monthly reporting. Monthly reporting is a key part of the training. This provides accountability and focus on what matters most for the training participants. If the participants know ahead of time what will be asked of them at the next module, they are more likely to do those activities that lead to the results to be reviewed.
- 2. PASTOR TRACK MENTORING** - Pastors are encouraged during the training to identify and mentor a future leader to be a church planter. Each month of the modular training the pastor is asked if a leader has been identified and if they have met for mentoring (see www.multiplicationnetwork.org/resources/ministry-toolbox/203-mentoring-workshop-2 for mentor training material). At the end of the Stronger Churches modular training: Pastors are encouraged to turn in a church planter profile report (<https://www.multiplicationnetwork.org/resources/ministry-toolbox/159-church-planter-profile>) and churches are encouraged to plant a church by sending the new leader for More Churches Modular training.

PARTICIPANT GUIDE



OBJECTIVES

By the end of this module, you will be able to:

1. Guide the church to an understanding of holistic stewardship.
2. Describe the five T's related to stewardship.

TIME FOR SHARING & PRAYER

Read Luke 12:42-48

What is it we should avoid doing as believers regarding the good use of money and material assets?

Do you practice generosity? Do you know some generous person? Why do you think of them as generous?

Session 1: Biblical Foundation

ADEQUATE STEWARDSHIP | Matthew 6:19-21, 2 Corinthians 9:6-9, 15

THE "5 T'S" OF STEWARDSHIP

1. Terrain or Earth

2. Time

3. Talents and Gifts

4. Temple, our Body

5. Treasure

Session 2: Tools

DISCUSSION GROUPS: Divide into 2 to 4 discussion groups. Each group will take a set of the following questions. Designate a reporter for each group. Don't only think about congregational application, but also personally and with your family.

GROUP 1

What happens when leaders of the church don't teach that daily tasks are important and glorify God?

Genesis 1:28, 2:15; 2 Thessalonians 3:6-10

What happens when pastors don't help the members of the church find a productive job or task?

1 Thessalonians 4:11-12; 2 Thessalonians 3:10; Titus 3:14

What happens when pastors give the impression that their own job is more important than ordinary tasks?

1 Corinthians 12:21-26; Acts 20:34-35, 18:1-3; James 2:1-5

GROUP 2

What happens when the church seems to be more interested in obtaining members' funds rather than in developing their gifts and being productive? *1 Peter 5:2, Acts 20:34-35, Ephesians 4: 11-13*

What happens when the offerings are presented as a burden instead of an opportunity to thank God?

Psalm 50:7-15, Matthew 10:8, 2 Corinthians 9:7, 15; Deuteronomy 16: 9-17

What happens when we don't give God our "first fruits" (the best)?

Genesis 4:1-5, Hebrews 11:4, Deuteronomy 26:1-3, 9-11

GROUP 3

What happens when we think some Christians just can't give?

Exodus 23: 15-17, 1st Corinthians 16:2; Exodus 34:20b

What happens when we think we can belong to God but ignore giving to God?

2 Corinthians 8:1-7

What happens when we don't provide for our children and neighbors in need?

Proverbs 28:27, James 1:27; Matthew 25:31-46

GROUP 4

What happens when we don't teach that each one must give according to their own resources?

Deuteronomy 16:17, Luke 12:47-48, 1 Corinthians 16:1-2

What happens when we don't teach that tithes and offerings are important demonstration of our faith?

Malachi 3:6-10, Matthew 6:31-33, Psalm 37:25-28

What happens when we don't teach that God blesses those who give generously?

Proverbs 22:9, Luke 6:38, 2nd Corinthians 9:6-11 (See also: Malachi 3: 6-10)

SIX PRINCIPLES OF CHRISTIAN OFFERING: 1 Corinthians 16:1-3

1. What should be given? (v.2)

2. What should be the frequency with which Christians give? (v.2)

3. When should Christians give? (v.2)

4. How should money be managed when we give together? What did the Apostle Paul say the church in Corinth should do to practice honesty, transparency, and responsibility? (v.3)

5. To whom should we give? (v. 1) Also read 2 Corinthians 9:1-2. Who are the needy in your church?

6. How can your church teach children and youth to manage their financial resources in this way?

Write a list of ways to properly use your time. Then, write another list of ways in which you waste your time.

EVALUATING OUR HOLISTIC STEWARDSHIP

The following tool uses a 1-10 scoring system, in which 1 represents complete disagreement or the lowest score and 10 represents excellence or strong agreement.

PROPER STEWARDSHIP OF RESOURCES											
1.	Our facilities are appropriate to carry out vocational and ministry activities.	1	2	3	4	5	6	7	8	9	10
2.	Our church practices good stewardship, managing well its budget and resources.	1	2	3	4	5	6	7	8	9	10
3.	Members voluntarily give of their time to serve the church in its ministries.	1	2	3	4	5	6	7	8	9	10
4.	Our church regularly teaches about stewardship and tithing.	1	2	3	4	5	6	7	8	9	10
5.	I feel motivated to contribute with resources for ministry in our church.	1	2	3	4	5	6	7	8	9	10
6.	The leadership reports to the membership about the use of finances.	1	2	3	4	5	6	7	8	9	10
7.	The congregation takes good care of the pastor and its leaders.	1	2	3	4	5	6	7	8	9	10

Session 3: Action Plan and Goals

Based on what you learned in this module, create an action plan with clear goals for you and your local church.

For Pastors:

Have you identified a leader to mentor as a future church planter? Y or N

If yes, did you meet this month? Y or N

For Review:

Did you turn in a Healthy Church Report this month? Y or N

Look at the 7 Take Your Church's Pulse (TYCP) questions for this module (Session 4) and review your overall measurements.

What are your areas of strength (scores greater than 7)? _____

What are areas for growth (scores equal to or fewer than 7)? _____

Begin to develop an action plan. An action plan for implementing today's materials into your respective ministries is important and should be a habitual process for every step forward in your ministry. Based on what you learned in this module, create an action plan with clear goals for you and your local church.

An acronym that is helpful in planning is to develop **SMART** goals:

Specific: It describes specifically what I plan to do.

Measurable: I will be able to tell whether it was done or not.

Appropriate: Is it in line with God's will?

Realistic: It considers my limitations and availability.

Time-bound: It mentions an exact time period.

Example:

- By the end of the month, I will preach a sermon on integrated faith so that people will realize that God should be a part of every portion of life.
- By the end of the year, financial giving will increase by 5% from the previous year.
- In 6 months, 12 new believers will be saved.
- By next week, we will develop a plan for small groups that will start next fall.

Coming Up: Stronger Churches Module 6

You will help the church understand the concrete reality of the society where it serves to articulate a biblical message that is relevant and appropriate.

NAME: _____ CHURCH NAME: _____

Healthy Church Report	MONTHLY GOAL	MONTHLY RESULT
SHARED THE VISION How many people inside and outside the church has the vision been shared with?		
LEADERS How many leaders has the church trained for small groups and ministry?		
SPIRITUAL GIFTS How many people has the church trained to use their spiritual gifts?		
TITHE How many people has the church asked to tithe toward the mission of the church?		

How to Use Reports

- REPORTING** - Included in each module is a tabulation sheet with ten metrics for measuring entitled *Healthy Church Report*. As the participant progresses through the modular training a new measurement is revealed on the tabulation sheet for monthly reporting. Monthly reporting is a key part of the training. This provides accountability and focus on what matters most for the training participants. If the participants know ahead of time what will be asked of them at the next module, they are more likely to do those activities that lead to the results to be reviewed.
- PASTOR TRACK MENTORING** - Pastors are encouraged during the training to identify and mentor a future leader to be a church planter. Each month of the modular training the pastor is asked if a leader has been identified and if they have met for mentoring (see www.multiplicationnetwork.org/resources/ministry-toolbox/203-mentoring-workshop-2 for mentor training material). At the end of the Stronger Churches modular training: Pastors are encouraged to turn in a church planter profile report (<https://www.multiplicationnetwork.org/resources/ministry-toolbox/159-church-planter-profile>) and churches are encouraged to plant a church by sending the new leader for More Churches Modular training.



PARTICIPANT GUIDE

OBJECTIVES

By the end of this module, you will be able to:

1. Understand the concrete reality of the society where you serve.
2. Articulate a biblical message that is relevant and appropriate.

The Word became flesh and made his dwelling among us. We have seen his glory, the glory of the one and only Son, who came from the Father, full of grace and truth. – John 1:14 (NIV)

Read 1 Corinthians 9:19-23

Read Acts 17:18-28

Read Acts 14 & 17

In these two chapters, we find the text (the Gospel) being applied in a specific context. We see how Paul contextualized the Good News in different cultural situations.

- Gospel faithfulness
- The goal of seeing the people saved
- Transcultural communication
- Use of known common elements for the people
- Love demonstrated in miracles
- Rejection of personal fame
- Christ-centeredness

Session 1: Biblical Foundation

CONTEXTUALIZING THE GOOD NEWS | Acts 14 and 17

A strong church is one where Scripture is taught and lived out in appropriate ways in the local and global community.

KNOWING THE CONTEXT

- religious
- socioeconomic
- cultural
- geographical
- political, etc.

How can one know the context?

One theologian used to say we need to have the Scriptures in one hand and the newspaper in the other.

ENTERING A CULTURE

How does the congregation contribute to the knowledge of the community in which it finds itself (physical and/or digitally)?

Session 2: Tools

For you to get to know your community better, gather small groups in order to discuss the following questions/ topics. Later, have someone compile the results in a single document.

CULTURAL ASPECTS

What are some of the most important celebrations or festivities in your community or country?

How are they celebrated?

What do these celebrations represent or accomplish?

What are the most severe social problems in your community?

- | | |
|---|--|
| <input type="checkbox"/> Alcoholism | <input type="checkbox"/> Neglected elderly |
| <input type="checkbox"/> Drug addiction | <input type="checkbox"/> Neglected children |
| <input type="checkbox"/> Insecurity (food or financial) | <input type="checkbox"/> Others (describe) _____ |

Who are the most recognized leaders of the community?

Why are they considered leaders?

Point out five things the community values in its leaders:

1. _____
2. _____
3. _____
4. _____
5. _____

SOCIAL ASPECTS

When you are sick, where do you go to receive help?

Do you believe in luck? Yes No

Do you think someone can control your future and improve your life? Yes No

Do you attend church regularly? Yes No

If yes, please specify *weekly, monthly, during festivities, other*:

If no, then specify why:

PERSPECTIVE REGARDING GOD

Do you believe in God? Yes No

Have you heard someone talk about Jesus Christ? Yes No

What do you know about Him?

Do you identify yourself with any religion? Yes No

Which one and why?

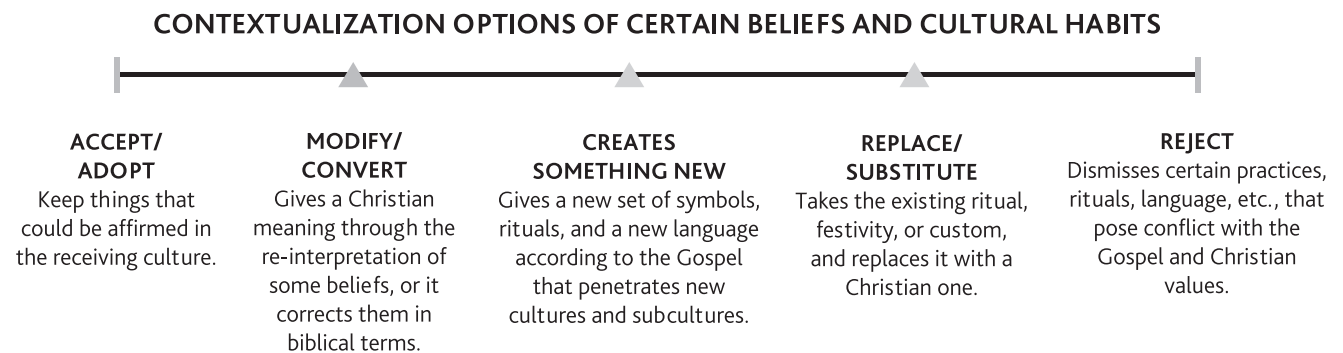
TOOL TO COMMUNICATE WITH THE CONTEXT

Communication of the Gospel involves not only verbalizing God's Good News, but also putting it into action.

We must communicate a message that has answers for people in a holistic way, a way that doesn't seek to present a religion but a person—Jesus Christ and the need to maintain a personal relationship with Him. We want to communicate and develop faith that permeates each aspect of their lives.

We live in times as challenging as they have ever been but each crisis brings its own opportunity. We refer to these as God's *kairos* (timing) moments. We must gather the crop or it will go to waste—every worker is necessary. For too long contextualization, which takes into account culture and the special characteristics of the people we serve, has been neglected. But if we pay close attention to our community, and if we pray for our mission field, fully depending on the Holy Spirit, we will be able to discern the doors God is opening to present Jesus Christ as the community's only hope. He is the one who has the power to save and make life meaningful, in every context.

Review this graph, according to your reality.



Doctoral class with Paul Hiebert, Trinity Evangelical Divinity School, February 2002.

EVALUATING THE LINK BETWEEN TEXT AND CONTEXT

The following tool uses a 1-10 scoring system, in which 1 represents complete disagreement or the lowest score and 10 represents excellence or strong agreement.

INTEGRATION BETWEEN TEXT AND CONTEXT										
1. The church lives and practices Kingdom values in daily life.	1	2	3	4	5	6	7	8	9	10
2. The Word of God is the only guide for our church.	1	2	3	4	5	6	7	8	9	10
3. The Word of God is used in church meetings and its services.	1	2	3	4	5	6	7	8	9	10
4. The Bible guides us to try and solve the problems of our community.	1	2	3	4	5	6	7	8	9	10
5. Our church is conscious of the needs of our community.	1	2	3	4	5	6	7	8	9	10
6. Our church works hard at establishing relationships with the community.	1	2	3	4	5	6	7	8	9	10
7. The people of our community see the church as a positive agent of change.	1	2	3	4	5	6	7	8	9	10

Session 3: Action Plan and Goals

Based on what you learned in this module, create an action plan with clear goals for you and your local church.

For Pastors:

Have you identified a leader to mentor as a future church planter? Y or N

If yes, did you meet this month? Y or N

For Review:

Did you turn in a Healthy Church Report this month? Y or N

Look at the 7 Take Your Church's Pulse (TYCP) questions for this module (Session 4) and review your overall measurements.

What are your areas of strength (scores greater than 7)? _____

What are areas for growth (scores equal to or fewer than 7)? _____

Begin to develop an action plan. An action plan for implementing today's materials into your respective ministries is important and should be a habitual process for every step forward in your ministry. Based on what you learned in this module, create an action plan with clear goals for you and your local church.

An acronym that is helpful in planning is to develop **SMART** goals:

Specific: It describes specifically what I plan to do.

Measurable: I will be able to tell whether it was done or not.

Appropriate: Is it in line with God's will?

Realistic: It considers my limitations and availability.

Time-bound: It mentions an exact time period.

Example:

- By the end of the month, I will preach a sermon on integrated faith so that people will realize that God should be a part of every portion of life.
- By the end of the year, financial giving will increase by 5% from the previous year.
- In 6 months, 12 new believers will be saved.
- By next week, we will develop a plan for small groups that will start next fall.

Coming Up: Stronger Churches Module 7

You will help your church understand what evangelization is and you will teach your church about the importance of mobilizing believers to evangelize.

NAME: _____ CHURCH NAME: _____

Healthy Church Report	MONTHLY GOAL	MONTHLY RESULT
SHARED THE VISION How many people inside and outside the church has the vision been shared with? _____		
LEADERS How many leaders has the church trained for small groups and ministry? _____		
SPIRITUAL GIFTS How many people has the church trained to use their spiritual gifts? _____		
TITHE How many people has the church asked to tithe toward the mission of the church? _____		
PRAYER How many people has your church prayed for in the community? _____		

How to Use Reports

- REPORTING** - Included in each module is a tabulation sheet with ten metrics for measuring entitled *Healthy Church Report*. As the participant progresses through the modular training a new measurement is revealed on the tabulation sheet for monthly reporting. Monthly reporting is a key part of the training. This provides accountability and focus on what matters most for the training participants. If the participants know ahead of time what will be asked of them at the next module, they are more likely to do those activities that lead to the results to be reviewed.
- PASTOR TRACK MENTORING** - Pastors are encouraged during the training to identify and mentor a future leader to be a church planter. Each month of the modular training the pastor is asked if a leader has been identified and if they have met for mentoring (see www.multiplicationnetwork.org/resources/ministry-toolbox/203-mentoring-workshop-2 for mentor training material). At the end of the Stronger Churches modular training: Pastors are encouraged to turn in a church planter profile report (<https://www.multiplicationnetwork.org/resources/ministry-toolbox/159-church-planter-profile>) and churches are encouraged to plant a church by sending the new leader for More Churches Modular training.



PARTICIPANT GUIDE

OBJECTIVES

By the end of this module, you will be able to:

1. Define Gospel.
2. Explain evangelization.
3. Teach the church about the importance of mobilizing believers to evangelize.

TIME FOR SHARING & PRAYER

¹⁸ Then Jesus came to them and said, "All authority in heaven and on earth has been given to me. ¹⁹ Therefore go and make disciples of all nations, baptizing them in the name of the Father and of the Son and of the Holy Spirit, ²⁰ and teaching them to obey everything I have commanded you. And surely I am with you always, to the very end of the age."
- Matthew 28:18-20 (NIV)

According to verses 19 and 20, what did Jesus command His disciples to do?

According to verse 18, with what authority was Jesus able to give this Great Commission?

Session 1: Biblical Foundation

DEFINITION OF GOSPEL

The Gospel is the church's most treasured possession.

Why is the Gospel important? 1 Corinthians 15:1-4; Romans 1:16-17

DEFINITION OF EVANGELISM

Read Ephesians 2:17-18

The word evangelism comes from the Greek term *euangelizo*, which literally means "to bring good news."

An apostolic definition of evangelism is one we extract from Paul's letter to the Romans regarding the vision Paul had of evangelism (Romans 15:18-25). It is complete, dynamic, and convincing.

A tridimensional definition of evangelism needs to *be, do* and *tell* the Gospel of the Kingdom of God, so that, through the power of the Holy Spirit, people convert to the Lordship of Jesus Christ. This means that we are, jointly with our words and actions, revealing the three facets of evangelism.

REASONS TO EVANGELIZE | Matthew 28:18-20

1. Evangelism is A Mandate

Other important biblical texts affirm this command: Mark 16:15; Acts 5:42; Acts 10:34-43; and Romans 10:13-15.

2. Evangelism is A Priority

Because the salvation of people is our great purpose, the number one priority in the world is the salvation of humankind. *But he said to them, "I have food to eat that you know nothing about."*

– John 4:32, 34 (NIV)

God has the Church for His mission in the world. Pastor and theologian Chris Wright says, *"It isn't that God has mission for His church in the world, rather God has a church for His mission in the world."*

3. Evangelism is An Authentic Need

For when I preach the gospel, I cannot boast, since I am compelled to preach. Woe to me if I do not preach the gospel!

– 1 Corinthians 9:16 (NIV)

The harvest is ready - *Then he said to his disciples, "The harvest is plentiful but the workers are few."*

– Matthew 9:37 (NIV)

EVANGELISM MUST HAVE DISCIPLESHIP AS ITS OBJECTIVE | Matthew 28:18

EVANGELIZATION IMPLIES THE MOBILIZATION OF ALL OF THE CHURCH | 1 Peter 3:15

But in your hearts set apart Christ as Lord. Always be prepared to give an answer to everyone who asks you to give the reason for the hope that you have. But do this with gentleness and respect. – 1 Peter 3:15 (NIV)

According to this verse, what is the task of every believer?

Session 2: Tools

ONE ON ONE POLLS

This poll can be utilized on any occasion but has proven most effective in a postmodern context, while evangelizing "one on one."

It is not about getting a decision but blessing people by bringing a good word from God. Preparation through prayer is key, asking the Lord to lead us to those in whom the Spirit is already at work. We bring answers to questions people are already asking. The goal is to be able to pray, briefly but intentionally, for the concrete need the person may have shared. After this, it will be much easier to gain that person's attention and trust when the opportunity to discuss the plan of salvation presents itself.

If God would answer just one prayer for you today, what would that prayer be?

Would you allow me to pray that prayer on your behalf?

Name: _____

Address: _____

Email: _____

Phone number: _____

(Protection laws for every place must be taken into account)

Would you like to receive any kind of material?

Did you pray to receive Christ? _____

EVANGELISM STYLES | Select the value that most applies to yourself.

1 = Not at all **2** = Very little **3** = Some **4** = A lot

1	In conversations I like to address topics directly, without talking too much or beating around the bush.	1	2	3	4
2	It is hard for me to leave libraries without books that help me better understand current matters.	1	2	3	4
3	Often I share stories of my personal experience to illustrate the point I want to communicate.	1	2	3	4
4	I like people. I truly value friendship.	1	2	3	4
5	I enjoy including new people in activities where I am involved.	1	2	3	4
6	I see needs in the lives of people that others often don't see.	1	2	3	4
7	It does not worry me putting someone in their place if necessary.	1	2	3	4
8	I am analytical.	1	2	3	4
9	Often I identify myself with other people with phrases like "I used to think like that" or "I felt the same way."	1	2	3	4
10	Other people have commented about my ability to develop new friendships.	1	2	3	4
11	I feel more comfortable when someone more qualified than me explains Christianity to my friends.	1	2	3	4
12	I feel more fulfilled helping others if I do a job that is not publicly seen.	1	2	3	4
13	I don't have a problem confronting my friends with the truth, even when it means risking a relationship.	1	2	3	4
14	I naturally focus on conversations about progress, or lack thereof, in the spiritual lives of people.	1	2	3	4
15	When I tell people about how I came to be a Christian, I discover they have interest.	1	2	3	4
16	I'd rather discuss personal matters instead of theological concepts.	1	2	3	4
17	If I know about an evangelistic event that my friends would enjoy, I do everything I can to invite them.	1	2	3	4
18	I prefer to demonstrate my love for others through actions more than words.	1	2	3	4
19	I believe true love often means telling someone the truth, even though it hurts.	1	2	3	4
20	I enjoy debating hard questions.	1	2	3	4
21	I share my mistakes, especially when they help others relate with the solutions I have found.	1	2	3	4
22	I prefer to converse with people before dealing with details about their beliefs.	1	2	3	4
23	I look for strategic spiritual events, like concerts, dinners, campaigns, etc., to invite people.	1	2	3	4
24	My silent demonstrations of Christian love for others makes them more receptive to the Gospel.	1	2	3	4
25	Making something meaningful is motivation, even when this implies risks.	1	2	3	4
26	Often I get frustrated with people that use weak arguments and poor logic.	1	2	3	4

27	People seem interested in hearing stories of what has happened in my life.	1	2	3	4
28	I enjoy talking to my friends.	1	2	3	4
29	I try to link the needs and interest of my friends with different events, books, of which they can take advantage.	1	2	3	4
30	I'd rather help a person in the name of Christ than getting involved in religious discussions.	1	2	3	4
31	Sometimes I have issues due to my lack of affection and touch and because of the way I interact with them.	1	2	3	4
32	I like to hear and understand the reasons and opinions of people.	1	2	3	4
33	Even when I am surprised by the way God brought me to trust Him, I am motivated to share it.	1	2	3	4
34	Generally, people consider me sociable, sensitive, and kind.	1	2	3	4
35	Something exciting in my week would be taking a guest to a special church event.	1	2	3	4
36	My tendency is to be more proactive and action-oriented, instead of focusing on philosophical ideas.	1	2	3	4

On the following chart, transfer the number you assigned for each statement to the corresponding chart below. Then add up the columns. The highest totals will show your more natural evangelism style.

EXAMPLE

CONFRONTATIONAL		INTELLECTUAL		TESTIFYING		PERSONAL		WELCOMING		SERVING	
1	4	2	2	3	1	4	2	5	1	6	3
7	4	8	2	9	1	10	1	11	2	12	4
13	3	14	2	15	2	16	2	17	1	18	4
19	4	20	4	21	2	22	4	23	1	24	2
25	3	26	4	27	1	28	4	29	4	30	3
31	4	32	4	33	1	34	2	35	1	36	4
21		18		8		15		10		20	

YOUR NUMBERS

CONFRONTATIONAL	INTELLECTUAL	TESTIFYING	PERSONAL	WELCOMING	SERVING
1	2	3	4	5	6
7	8	9	10	11	12
13	14	15	16	17	18
19	20	21	22	23	24
25	26	27	28	29	30
31	32	33	34	35	36
TOTAL:					

The columns you just filled out of different EVANGELISM STYLES are described below.

Confrontational - The apostle Peter characterizes it. Active, fast, confronted the sinner, spoke harshly to those who needed it. (Acts 2 and 4)

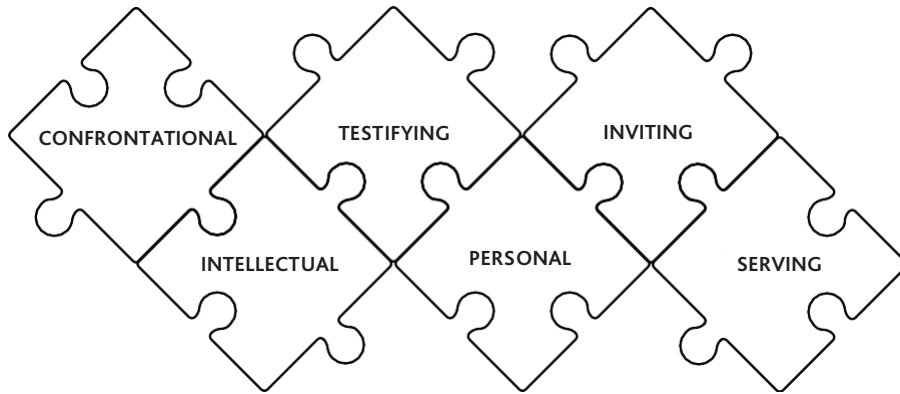
Intellectual - Paul used his preparation in his evangelistic purpose. With intellectual style he used arguments, reason and logic to preach Christ. (Philippians 3)

Testifying - The man born blind who was healed testified of what Christ had done in his life. Without arguments, without confronting, he simply testified to Jesus' miracle in his life. (John 9:1-12)

Personal - Matthew used his personal contacts and friendships to evangelize. He threw a party for his friends and spoke about Jesus. (Luke 5)

Welcoming - "Come and see" were the words the Samaritan woman spoke immediately after she accepted Christ. She showed some acquaintances where they could find Jesus. (John 4:1-42)

Serving - Dorcas was known for her good deeds and service to others. She expressed love through community service and helping others. (Acts 9:36-39)



What evangelistic style do I have? _____

Can I develop another complementary evangelistic style? _____

What style is most adequate in my context? _____

EVALUATING OUR CONVINCING PROCLAMATION - EVANGELIZATION

The following tool uses a 1-10 scoring system, in which 1 represents complete disagreement or the lowest score and 10 represents excellence or strong agreement.

CONVINCING PROCLAMATION											
1.	Our church has a clear plan to reach the community with the Good News of the Kingdom.	1	2	3	4	5	6	7	8	9	10
2.	Our church has as priority to create relationships with the non-believers in our community.	1	2	3	4	5	6	7	8	9	10
3.	Our church trains and equips its members to witness in the community.	1	2	3	4	5	6	7	8	9	10
4.	I have been trained to evangelize.	1	2	3	4	5	6	7	8	9	10
5.	I feel involved in the evangelistic task of our church.	1	2	3	4	5	6	7	8	9	10
6.	I can identify people who came to the church in the past year through my invitation and evangelism.	1	2	3	4	5	6	7	8	9	10
7.	Our church participates and collaborates in world missions.	1	2	3	4	5	6	7	8	9	10

Session 3: Action Plan and Goals

Based on what you learned in this module, create an action plan with clear goals for you and your local church.

For Pastors:

Have you identified a leader to mentor as a future church planter? Y or N

If yes, did you meet this month? Y or N

For Review:

Did you turn in a Healthy Church Report this month? Y or N

Look at the 7 Take Your Church's Pulse (TYCP) questions for this module (Session 4) and review your overall measurements.

What are your areas of strength (scores greater than 7)? _____

What are areas for growth (scores equal to or fewer than 7)? _____

Begin to develop an action plan. An action plan for implementing today's materials into your respective ministries is important and should be a habitual process for every step forward in your ministry. Based on what you learned in this module, create an action plan with clear goals for you and your local church.

An acronym that is helpful in planning is to develop **SMART** goals:

Specific: It describes specifically what I plan to do.

Measurable: I will be able to tell whether it was done or not.

Appropriate: Is it in line with God's will?

Realistic: It considers my limitations and availability.

Time-bound: It mentions an exact time period.

Example:

- By the end of the month, I will preach a sermon on integrated faith so that people will realize that God should be a part of every portion of life.
- By the end of the year, financial giving will increase by 5% from the previous year.
- In 6 months, 12 new believers will be saved.
- By next week, we will develop a plan for small groups that will start next fall.

Coming Up: Stronger Churches Module 8

You will widen your church's perspective on discipleship and you will teach a Christlike lifestyle that reflects transformation. You will design a practical path for discipleship formation and you will evaluate it through the new key tools.

NAME: _____ CHURCH NAME: _____

Healthy Church Report	MONTHLY GOAL	MONTHLY RESULT
SHARED THE VISION How many people inside and outside the church has the vision been shared with?		
LEADERS How many leaders has the church trained for small groups and ministry?		
SPIRITUAL GIFTS How many people has the church trained to use their spiritual gifts?		
TITHE How many people has the church asked to tithe toward the mission of the church?		
PRAYER How many people has your church prayed for in the community?		
SHARE FAITH How many people has the church trained to share their faith?		

How to Use Reports

- 1. REPORTING** - Included in each module is a tabulation sheet with ten metrics for measuring entitled *Healthy Church Report*. As the participant progresses through the modular training a new measurement is revealed on the tabulation sheet for monthly reporting. Monthly reporting is a key part of the training. This provides accountability and focus on what matters most for the training participants. If the participants know ahead of time what will be asked of them at the next module, they are more likely to do those activities that lead to the results to be reviewed.
- 2. PASTOR TRACK MENTORING** - Pastors are encouraged during the training to identify and mentor a future leader to be a church planter. Each month of the modular training the pastor is asked if a leader has been identified and if they have met for mentoring (see www.multiplicationnetwork.org/resources/ministry-toolbox/203-mentoring-workshop-2 for mentor training material). At the end of the Stronger Churches modular training: Pastors are encouraged to turn in a church planter profile report (<https://www.multiplicationnetwork.org/resources/ministry-toolbox/159-church-planter-profile>) and churches are encouraged to plant a church by sending the new leader for More Churches Modular training.



PARTICIPANT GUIDE

OBJECTIVES

By the end of this module, you will be able to:

1. Broaden your perspective of discipleship.
2. Teach a Christlike lifestyle that reflects transformation.
3. Design a practical path for discipleship formation.
4. Evaluate the discipleship path through the new key tools introduced.

TIME FOR SHARING & PRAYER

¹⁶ As Jesus walked beside the Sea of Galilee, he saw Simon and his brother Andrew casting a net into the lake, for they were fishermen. ¹⁷ "Come, follow me," Jesus said, "and I will send you out to fish for people." ¹⁸ At once they left their nets and followed him.

¹⁹ When he had gone a little farther, he saw James son of Zebedee and his brother John in a boat, preparing their nets.

²⁰ Without delay he called them, and they left their father Zebedee in the boat with the hired men and followed him.
– Mark 1:16-20 (NIV)

What is it that Jesus is considering doing with Simon and Andrew as He calls them? What does that mean?

What did those whom Jesus called have to leave behind?

Session 1: Biblical Foundation

DISCIPLESHIP | Mark 1:16-20

Dietrich Bonhoeffer said, "Cheap grace is Christianity without discipleship."

What is a disciple?	What does it mean to disciple?	What is discipleship?
<p>Disciple (<i>mathéteuo</i>, in New Testament Greek) means 'one who learns,' apprentice. It is more than intellectual knowledge. It is someone who has come to Jesus for eternal life, and who has recognized Jesus as their Lord and Savior. It is one who chooses to follow Jesus and be transformed to His likeness. By doing so one will accept Christ's mission to the world as their own.</p>	<p>Discipling is guiding the spiritual developmental process of others. It is a relationship of mutual growth between disciple and teacher. It implies an investment of time, energy and resources in the development of believers for the service of and participation in God's Kingdom.</p>	<p>Discipleship is the continual growth process of a disciple in a transformational relationship with Jesus Christ. It can be done one-on-one or as a group. It is the process by which a believer becomes more Christlike. It is when a believer, remaining fully human, becomes more and more transformed to the image of Christ.</p>

DISCIPLESHIP BEFORE THE GREAT COMMISSION

¹⁸ *"The Spirit of the Lord is on me,
because he has anointed me
to proclaim good news to the poor.
He has sent me to proclaim freedom for the prisoners
and recovery of sight for the blind,
to set the oppressed free,
¹⁹ to proclaim the year of the Lord's favor."*
– Luke 4:18-19 (NIV)

This is a holistic mission that requires holistic discipleship. Jesus was not planning to fulfill this prophecy by Himself.

JESUS' DISCIPLESHIP WAS:

Intentional

Interpersonal

Intergenerational

Never-ending

Holistic

Interwoven

Integrating

DISCIPLESHIP IN THE GOSPELS

In small groups, analyze the following verses about discipleship in the Gospels. When finished, report your findings.

GROUP 1	GROUP 2
Mark 8:34	John 13:13-14
Matthew 10:24-25	John 14:15
John 8:31-32	John 15:4, 8

DISCIPLESHIP AND THE GREAT COMMISSION

The **declaration of His authority**

The **command to make disciples**

The **promise of His presence**

DISCIPLESHIP AFTER THE GREAT COMMISSION

Both the early Church and Paul dedicated themselves to making disciples.

Christian life can be described as development from spiritual childhood to maturity.

For Paul, the goal of discipleship was a process of transformation so that believers could “become like his [God’s] Son.”

DISCIPLESHIP PATHWAY

This path is progressive; it goes from basic discipleship, passing through intermediate discipleship, until reaching advanced discipleship.

Alongside the teaching of the Bible, it includes materials to use, activities, and church ministries, all focused on forming disciples. Small group dynamics are key for all ages.

The discipleship pathway will become the plan your local church uses to gradually build its discipleship process.

How must we teach?

Teach how Jesus taught: doing and accompanying in ministry, providing opportunity to experience, using His methods.

Four goals of discipleship

Believing

Self-feeding

Maturing

Reproducing

Dallas Willard says, *"Discipleship is being with another person in order to become capable of doing what the person does and to become like who that person is."*

Andy Stanley "Five Faith Catalysts"

Practical teaching

Private disciplines

Personal ministry

Providential relationships

Pivotal circumstances

FOUR STAGES OF DISCIPLESHIP

Exploring Christ

Growing in Christ

Close to Christ

Christ-centered

One thing that moves people forward at every stage is “reflecting on the Word”

But the question for us today is: **Are we being and making disciples?**

Session 2: Tools

MODEL FOR DISCIPLESHIP PATH DEVELOPMENT

Description of the discipleship stages:

Basic discipleship – includes teaching related to conversion of new believers; the meaning and purpose of baptism; visible church membership as commitment to the local Body of Christ.

Intermediate discipleship – guides new church members to continued growth, helping to discover their personal spiritual gifts and the opportunities to begin to put them into practice in the church's ministry.

Advanced discipleship – concentrates on the development of teachers and leaders for ministries of the church.

The system must be open to add other elements to this process. Naturally, training will be needed, along with assigning people to lead, develop, and implement this discipleship path. Taking the descriptions of each level of discipleship above, please fill in the boxes with what you would consider as required biblical teaching, activities, materials, and ministries at each level.

BASIC DISCIPLESHIP			
Biblical Teaching	Activities	Materials (oral and written)	Ministries

INTERMEDIATE DISCIPLESHIP			
Biblical Teaching	Activities	Materials (oral and written)	Ministries

ADVANCED DISCIPLESHIP			
Biblical Teaching	Activities	Materials (oral and written)	Ministries

Evaluating Our Comprehensive Discipleship

The following tool uses a 1-10 scoring system, in which 1 represents complete disagreement or the lowest score, and 10 represents excellence or strong agreement

TEACHING											
1.	The church uses appropriate education and discipleship programs for all ages.	1	2	3	4	5	6	7	8	9	10
2.	Our teachers are effective in the teaching and discipleship of our members.	1	2	3	4	5	6	7	8	9	10
3.	When a person accepts Christ, he or she is immediately disciplined by someone.	1	2	3	4	5	6	7	8	9	10
4.	As time passes by, it is more evident that the members live under the direction of the Holy Spirit.	1	2	3	4	5	6	7	8	9	10
5.	The church helps me grow spiritually.	1	2	3	4	5	6	7	8	9	10
6.	I am a member of a small bible study group that has helped me grow spiritually.	1	2	3	4	5	6	7	8	9	10
7.	Our church promotes a life of prayer.	1	2	3	4	5	6	7	8	9	10

Session 3: Action Plan and Goals

Based on what you learned in this module, create an action plan with clear goals for you and your local church.

For Pastors:

Have you identified a leader to mentor as a future church planter? Y or N

If yes, did you meet this month? Y or N

For Review:

Did you turn in a Healthy Church Report this month? Y or N

Look at the 7 Take Your Church's Pulse (TYCP) questions for this module (Session 4) and review your overall measurements.

What are your areas of strength (scores greater than 7)? _____

What are areas for growth (scores equal to or fewer than 7)? _____

Begin to develop an action plan. An action plan for implementing today's materials into your respective ministries is important and should be a habitual process for every step forward in your ministry. Based on what you learned in this module, create an action plan with clear goals for you and your local church.

An acronym that is helpful in planning is to develop **SMART** goals:

Specific: It describes specifically what I plan to do.

Measurable: I will be able to tell whether it was done or not.

Appropriate: Is it in line with God's will?

Realistic: It considers my limitations and availability.

Time-bound: It mentions an exact time period.

Example:

- By the end of the month, I will preach a sermon on integrated faith so that people will realize that God should be a part of every portion of life.
- By the end of the year, financial giving will increase by 5% from the previous year.
- In 6 months, 12 new believers will be saved.
- By next week, we will develop a plan for small groups that will start next fall.

Coming Up: Stronger Churches Module 9

You will explain what compassionate service is and you will lead the church in joining the Holy Spirit in showing love through compassionate service for the wellbeing of the Body of Christ and the community in which it finds itself.

NAME: _____ CHURCH NAME: _____

Healthy Church Report	MONTHLY GOAL	MONTHLY RESULT
SHARED THE VISION How many people inside and outside the church has the vision been shared with?		
LEADERS How many leaders has the church trained for small groups and ministry?		
SPIRITUAL GIFTS How many people has the church trained to use their spiritual gifts?		
TITHE How many people has the church asked to tithe toward the mission of the church?		
PRAYER How many people has your church prayed for in the community?		
SHARE FAITH How many people has the church trained to share their faith?		
SMALL GROUPS How many people has the church brought into small groups?		

How to Use Reports

- 1. REPORTING** - Included in each module is a tabulation sheet with ten metrics for measuring entitled *Healthy Church Report*. As the participant progresses through the modular training a new measurement is revealed on the tabulation sheet for monthly reporting. Monthly reporting is a key part of the training. This provides accountability and focus on what matters most for the training participants. If the participants know ahead of time what will be asked of them at the next module, they are more likely to do those activities that lead to the results to be reviewed.
- 2. PASTOR TRACK MENTORING** - Pastors are encouraged during the training to identify and mentor a future leader to be a church planter. Each month of the modular training the pastor is asked if a leader has been identified and if they have met for mentoring (see www.multiplicationnetwork.org/resources/ministry-toolbox/203-mentoring-workshop-2 for mentor training material). At the end of the Stronger Churches modular training; Pastors are encouraged to turn in a church planter profile report (<https://www.multiplicationnetwork.org/resources/ministry-toolbox/159-church-planter-profile>) and churches are encouraged to plant a church by sending the new leader for More Churches Modular training.



PARTICIPANT GUIDE

OBJECTIVES

By the end of this module, you will be able to:

1. Explain compassionate service.
2. Lead the church in joining the Holy Spirit in showing loving, compassionate, and serving testimony for the wellbeing of the Body of Christ and the community in which it finds itself.

TIME FOR SHARING & PRAYER

*"The Spirit of the Lord is on me,
because he has anointed me
to proclaim good news to the poor.
He has sent me to proclaim freedom for the prisoners
and recovery of sight for the blind,
to set the oppressed free..."*
– Luke 4:18 (NIV)




According to Luke 4:18, what was one of the purposes of Christ coming to this world?

How does this text express the concept of compassion?

Session 1: Biblical Foundation

1. COMPASSIONATE SERVICE | Matthew 25:34-46

Word cannot be separated from deed.

	<p>Social action because of evangelism - when a community is evangelized, needs of the community are identified and members take action.</p>
	<p>Social action as the bridge for evangelism - needs of the community are identified. To reach those in the community, the church takes on social action and then evangelizes.</p>
	<p>Social action as a companion to evangelism - social action for the community and evangelism happens simultaneously.</p>

2. THE HOLY SPIRIT IS ACTIVE IN YOUR COMMUNITY

Jesus said: *I am making everything new!* – Revelation 21:5 (NIV)

The church must evaluate needs within the community and collaborate with the community on satisfying those needs.

The church can join others for the wellbeing of the community.

Use this chart to develop an example of partnering with other organizations:

Local Need	Organization	Project	Collobration
Juvenile depression	Way of Life Foundation	Reducing suicide	Center for meeting and talking to neighborhood youth
<i>e.g.</i>	<i>e.g.</i>	<i>e.g.</i>	<i>e.g.</i>

DEVELOPMENT OF COMPASSIONATE SERVICE PROJECTS

- Focus on the most pressing needs in your community.
- Gather more information about those needs.
- Determine who in the church and community can help meet those needs.
- Determine what costs may be involved and how the church and community can cover these expenses.

Session 2: Tools

HOLISTIC MINISTRY

Based on these perspectives and considering your context, develop a compassionate service project. Use Project Format 1 (see next page).

Search among the members of your group those with the necessary gifts and talents to support compassionate service in your community. Use Project Format 2 (see next page).

Develop an action plan that responds to the need of the community where you are planting a church. Possibilities might include:

- Community cafeteria
- Prevention workshops
- Medical brigades
- Community improvements
- Craft workshops
- Literacy efforts
- Others...

NOTE | Remember that these initiatives propose a positive response to the needs of community through the love of God through Christ. They may build trust and provide excellent opportunities to preach God's Word, bringing together social action and the Gospel.

EVALUATING THE IMPACT OF THE CHURCH WITH THE COMMUNITY | James 2:14-17, Isaiah 58:8-10

Analyze the community with a focus on possible service opportunities in which the church can get involved. Document and evaluate the impact during an established term.

Empower the inhabitants of the community, encouraging them to utilize the resources they have. We must also help the church membership realize it is part of the community and they cannot "hide" themselves within the four walls of the church; rather, they must get involved in the community, to allow the church to have a true community impact.

4 Stages of a Church's Compassionate Care with the Community

- Stage 1 – Isolated/unaware
- Stage 2 – Aware/concerned
- Stage 3 – Ministry "to"
- Stage 4 – Ministry "with"

Project Format 1

Project Name _____

Time Line | From: _____ To: _____

Total Budget _____

General description _____

Resources _____

Activities _____

Agenda _____

Budget _____

Responsible _____

Results _____

Project Format 2

Full Name: _____

Telephone: _____

Email: _____

Address: _____

Gifts _____

Talents _____

Hobbies _____

Availability _____

Occupation _____

EVALUATING OUR COMPASSIONATE SERVICE

The following tool uses a 1-10 scoring system, in which 1 represents complete disagreement or the lowest score and 10 represents excellence or strong agreement.

COMPASSIONATE SERVICE											
1.	Our church covers the physical needs of those in need.	1	2	3	4	5	6	7	8	9	10
2.	Our church helps those in need in finding a job or donating clothes and food.	1	2	3	4	5	6	7	8	9	10
3.	Our church offers training to its members to serve the community with their needs.	1	2	3	4	5	6	7	8	9	10
4.	Our church has agreements with other organizations or churches in order to serve the greatest needs.	1	2	3	4	5	6	7	8	9	10
5.	Our church provides counseling to those who need it.	1	2	3	4	5	6	7	8	9	10
6.	The community knows we demonstrate Christ's love in a practical way, through community action and service.	1	2	3	4	5	6	7	8	9	10
7.	The church works with community leaders in order to improve their reality and meet identified needs.	1	2	3	4	5	6	7	8	9	10

Session 3: Action Plan and Goals

Based on what you learned in this module, create an action plan with clear goals for you and your local church.

For Pastors:

Have you identified a leader to mentor as a future church planter? Y or N

If yes, did you meet this month? Y or N

For Review:

Did you turn in a Healthy Church Report this month? Y or N

Look at the 7 TYCP (Take Your Churches Pulse) questions for this module (Session 2) and review your overall measurements.

What are your areas of strength (scores greater than 7)? _____

What are areas for growth (scores equal to or fewer than 7)? _____

Begin to develop an action plan. An action plan for implementing today's materials into your respective ministries is important and should be a habitual process for every step forward in your ministry. Based on what you learned in this module, create an action plan with clear goals for you and your local church.

An acronym that is helpful in planning is to develop **SMART** goals:

Specific: It describes specifically what I plan to do.

Measurable: I will be able to tell whether it was done or not.

Appropriate: Is it in line with God's will?

Realistic: It considers my limitations and availability.

Time-bound: It mentions an exact time period.

Example:

- By the end of the month, I will preach a sermon on integrated faith so that people will realize that God should be a part of every portion of life.
- By the end of the year, financial giving will increase by 5% from the previous year.
- In 6 months, 12 new believers will be saved.
- By next week, we will develop a plan for small groups that will start next fall.

Coming Up: Stronger Churches Module 10

You will help the members of the church comprehend, value, and promote the development of good relationships between members of the congregation and the people of the community.

NAME: _____ CHURCH NAME: _____

Healthy Church Report	MONTHLY GOAL	MONTHLY RESULT
SHARED THE VISION How many people inside and outside the church has the vision been shared with?		
LEADERS How many leaders has the church trained for small groups and ministry?		
SPIRITUAL GIFTS How many people has the church trained to use their spiritual gifts?		
TITHE How many people has the church asked to tithe toward the mission of the church?		
PRAYER How many people has your church prayed for in the community?		
SHARE FAITH How many people has the church trained to share their faith?		
SMALL GROUPS How many people has the church brought into small groups?		
COMMUNITY MINISTRIES How many people has the church brought into ministries that serve the community?		

How to Use Reports

- 1. REPORTING** - Included in each module is a tabulation sheet with ten metrics for measuring entitled *Healthy Church Report*. As the participant progresses through the modular training a new measurement is revealed on the tabulation sheet for monthly reporting. Monthly reporting is a key part of the training. This provides accountability and focus on what matters most for the training participants. If the participants know ahead of time what will be asked of them at the next module, they are more likely to do those activities that lead to the results to be reviewed.
- 2. PASTOR TRACK MENTORING** - Pastors are encouraged during the training to identify and mentor a future leader to be a church planter. Each month of the modular training the pastor is asked if a leader has been identified and if they have met for mentoring (see www.multiplicationnetwork.org/resources/ministry-toolbox/203-mentoring-workshop-2 for mentor training material). At the end of the Stronger Churches modular training: Pastors are encouraged to turn in a church planter profile report (<https://www.multiplicationnetwork.org/resources/ministry-toolbox/159-church-planter-profile>) and churches are encouraged to plant a church by sending the new leader for More Churches Modular training.



PARTICIPANT GUIDE

OBJECTIVES

By the end of this module, you will be able to:

1. Understand the development of healthy relationships between members and the community.
2. Value the development of healthy relationships between members and the community.
3. Promote the development of healthy relationships between members and the community.

TIME FOR SHARING & PRAYER

⁴⁶Every day they continued to meet together in the temple courts. They broke bread in their homes and ate together with glad and sincere hearts, ⁴⁷praising God and enjoying the favor of all the people. And the Lord added to their number daily those who were being saved.

– Acts 2:46-47 (NIV)

How is fellowship between brothers and sisters in Christ demonstrated in these verses?

Session 1: Biblical Foundation

COMMUNION | Acts 2:42

Communion = unity (*koinonia*); a oneness which reflects the unity or oneness of the Father and Jesus, His Son.

THE TRINITY, THE MODEL FOR COMMUNION AND UNION FOR THE CHURCH | John 17: 21-23

We believe God is Triune—Father, Son, and Holy Spirit. God, in the depth of His being, forms the first and perfect community, expressed by diversity in unity. Man is made in the image of God; therefore, it is logical to think that we too have been made to live in community. We are designed in this way by the Creator and with purpose.

The first community, the Triune God, calls the church to be in and make community.

JESUS AND COMMUNION WITH HIS DISCIPLES | John 13:35

When Jesus calls His disciples to “come, follow me” (Matthew 4:19), a close and committed relationship with Him is being offered and required. By selecting twelve disciples, He creates a special community. The love that He always showed His disciples was obvious and John highlights this same love as he begins his narrative of the Last Supper (what the Church today refers to as *communion*) (John 13:1).

COMMUNION BETWEEN THE FIRST BELIEVERS | Acts 2:42, 44, 46

- We share God's grace.
- What we give, we also have in common.

COMMUNION IN PAUL'S AND JOHN'S LETTERS | Philippians 1:4-5, Philippians 2:1-2, 1 John 1:3, 1 John 1:6-7

What aspects of communion are mentioned in these biblical citations?

Session 2: Tools

PROMOTING COMMUNION

Good communion through the ministry of the church will not happen automatically nor spontaneously. We need to learn to use and continue to perfect some simple, effective tools for meeting this goal. Next, we will suggest some tools we encourage you to put into practice.

SMALL GROUPS AS STAGES FOR COMMUNION

Small, well-organized groups that follow a meeting agenda create an environment that encourages intimate and growing communion. These meetings help people talk and be heard, which means we must learn to be still and listen when others talk. Periodically, disagreements will occur. When they take place, follow the conflict resolution tool P.A.T.I.N.

P.A.T.I.N. | CONFLICT RESOLUTION

Problem - identify specific problems or issues

Approach kindly - practice graciousness

Time and place - that allows adequate time and place to speak confidentially (if needed)

Interests in common - that are positive for both parties

Negotiation - look for win-win results

Developing the skill to effectively communicate with others is of vital importance. It is a kind of communion between believers that becomes contagious. It welcomes others to be part of the communion, learning together Christlikeness in order to contribute to His mission in the world.

As part of the discipleship process for everyone, we must teach, by a variety of means, how believers can relate in a healthy way with others motivated by the love of Christ. That way we can bring reconciliation and forgiveness to broken relationships from the past and to new and future relationships that will be cultivated.

EVALUATING OUR HEALTHY COMMUNION

The following tool uses a 1-10 scoring system, in which 1 represents complete disagreement or the lowest score and 10 represents excellence or strong agreement.

HEALTHY COMMUNION											
1.	Church ministries allow their members to grow in friendship and to relate with others.	1	2	3	4	5	6	7	8	9	10
2.	Guests and new members receive a warm and intentional welcome to the church.	1	2	3	4	5	6	7	8	9	10
3.	When someone visits our church, they receive follow-up that same week.	1	2	3	4	5	6	7	8	9	10
4.	Our church offers counseling and pastoral care to its members.	1	2	3	4	5	6	7	8	9	10
5.	In our church there is a feeling of positive comradeship.	1	2	3	4	5	6	7	8	9	10
6.	The members of our church visit each other and gather to share meals regularly.	1	2	3	4	5	6	7	8	9	10
7.	Conflicts in our church are resolved biblically.	1	2	3	4	5	6	7	8	9	10

Session 3: Action Plan and Goals

Based on what you learned in this module, create an action plan with clear goals for you and your local church.

For Pastors:

Have you identified a leader to mentor as a future church planter? Y or N

If yes, did you meet this month? Y or N

For Review:

Did you turn in a Healthy Church Report this month? Y or N

Look at the 7 Take Your Church's Pulse (TYCP) questions for this module (Session 4) and review your overall measurements.

What are your areas of strength (scores greater than 7)? _____

What are areas for growth (scores equal to or fewer than 7)? _____

Begin to develop an action plan. An action plan for implementing today's materials into your respective ministries is important and should be a habitual process for every step forward in your ministry. Based on what you learned in this module, create an action plan with clear goals for you and your local church.

An acronym that is helpful in planning is to develop **SMART** goals:

Specific: It describes specifically what I plan to do.

Measurable: I will be able to tell whether it was done or not.

Appropriate: Is it in line with God's will?

Realistic: It considers my limitations and availability.

Time-bound: It mentions an exact time period.

Example:

- By the end of the month, I will preach a sermon on integrated faith so that people will realize that God should be a part of every portion of life.
- By the end of the year, financial giving will increase by 5% from the previous year.
- In 6 months, 12 new believers will be saved.
- By next week, we will develop a plan for small groups that will start next fall.

Coming Up: Stronger Churches Module 11

You will reflect on the elements of good biblical and healthy worship. You will guide your church to a biblical, more profound understanding of worship. You will develop contextualized and multifaceted worship practices in your local church.

NAME: _____ CHURCH NAME: _____

Healthy Church Report	MONTHLY GOAL	MONTHLY RESULT
SHARED THE VISION How many people inside and outside the church has the vision been shared with?		
LEADERS How many leaders has the church trained for small groups and ministry?		
SPIRITUAL GIFTS How many people has the church trained to use their spiritual gifts?		
TITHE How many people has the church asked to tithe toward the mission of the church?		
PRAYER How many people has your church prayed for in the community?		
SHARE FAITH How many people has the church trained to share their faith?		
SMALL GROUPS How many people has the church brought into small groups?		
COMMUNITY MINISTRIES How many people has the church brought into ministries that serve the community?		
NEW MEMBERS How many people has the church welcomed into relationships in the church?		

How to Use Reports

- 1. REPORTING** - Included in each module is a tabulation sheet with ten metrics for measuring entitled *Healthy Church Report*. As the participant progresses through the modular training a new measurement is revealed on the tabulation sheet for monthly reporting. Monthly reporting is a key part of the training. This provides accountability and focus on what matters most for the training participants. If the participants know ahead of time what will be asked of them at the next module, they are more likely to do those activities that lead to the results to be reviewed.
- 2. PASTOR TRACK MENTORING** - Pastors are encouraged during the training to identify and mentor a future leader to be a church planter. Each month of the modular training the pastor is asked if a leader has been identified and if they have met for mentoring (see www.multiplicationnetwork.org/resources/ministry-toolbox/203-mentoring-workshop-2 for mentor training material). At the end of the Stronger Churches modular training: Pastors are encouraged to turn in a church planter profile report (<https://www.multiplicationnetwork.org/resources/ministry-toolbox/159-church-planter-profile>) and churches are encouraged to plant a church by sending the new leader for More Churches Modular training.



PARTICIPANT GUIDE

OBJECTIVES

By the end of this module, you will be able to:

1. Identify the elements of a good biblical and healthy worship.
2. Guide your church to a biblical, more profound, understanding of worship.
3. Develop a contextualized and manifold worship practices in your local church.

TIME FOR SHARING & PRAYER

²³ Yet a time is coming and has now come when the true worshipers will worship the Father in the Spirit and in truth, for they are the kind of worshipers the Father seeks. ²⁴ God is spirit, and his worshipers must worship in the Spirit and in truth."

– John 4:23-24 (NIV)

According to this verse, what is God's essence?

What does it mean to worship God in Spirit and in truth?

When you come before God in worship, what is your physical or emotional posture?

Session 1: Biblical Foundation

DEFINITIONS OF WORSHIP | Psalm 51:17

CHARACTER | Worship as an act of ordinary life.

Worship is an expression of knowing God. In the process of worshiping, God comes close to His children and we, in turn, to our God. *Yada*, the Hebrew word for knowing, is the same word for sexual intimacy in Genesis 4:1. The implication is that worship should be a deeply intimate, personal, and transcending relationship.

Worship isn't simply *theoretic knowledge* "about" God. It means interacting with all your being with the God of the universe. One cannot worship God without having healthy relationships with others. (Matthew 5:23-24)

GLORIFICATION | Worship brings glory to God.

GRATITUDE | Expression of thanksgiving for what God has done and will continue to do in our lives.

DEVOTION | Gratitude inspires devotion.

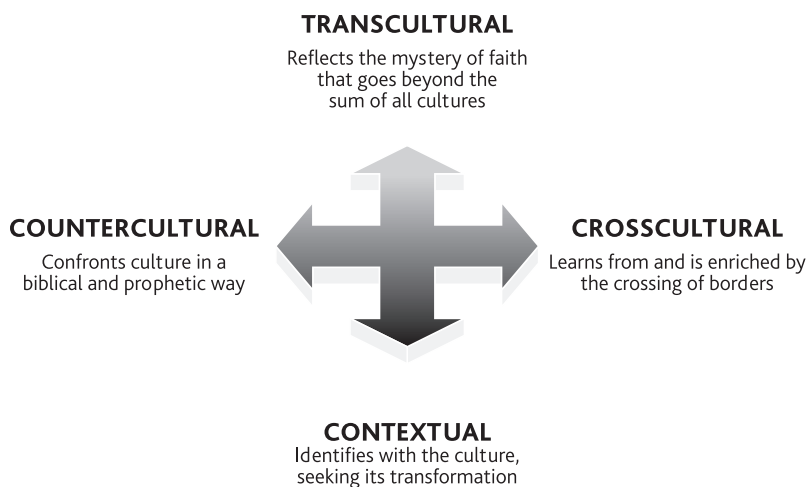
WORK | Work can be worship.

LITURGY | Worship can be expressed in different forms.

WORSHIP PILLARS | Mark 12:30

We see that we worship God in various ways. Jesus taught His disciples they must worship the Father with all their heart, soul, mind, and strength.

MANIFOLD CONTEXTUALIZED PRACTICE | Worship is four-directional



CONTEXTUAL | In the same way that Christ humbled Himself (Philippians 2:1-8).

COUNTERCULTURAL | In the same way Christ overturned the tables of the merchants who profaned the temple with their greed and referred to the Pharisees as a "den of snakes" (Matthew 21:12; 23:33).

MULTICULTURAL | People of every tribe, language, people, and nation will be part of the Kingdom that bows in worship before the throne of God (Revelation 5:6-7:9).

TRANSCULTURAL | Worship is expressed differently in all cultures. The Gospel is supra-cultural; it transcends the parameters of any one culture.

Session 2: Tools

EVALUATING OUR DYNAMIC WORSHIP

The following tool uses a 1-10 scoring system, in which 1 represents complete disagreement or the lowest score and 10 represents excellence or strong agreement.

DYNAMIC WORSHIP											
1.	Worship in our church nurtures and strengthens us in our Christian life.	1	2	3	4	5	6	7	8	9	10
2.	The style of music used in our services invites us to live in God's presence.	1	2	3	4	5	6	7	8	9	10
3.	Preaching and messages are appreciated by the congregation.	1	2	3	4	5	6	7	8	9	10
4.	Our worship services attract youth and young adults.	1	2	3	4	5	6	7	8	9	10
5.	I feel comfortable inviting someone (friend or family) to church.	1	2	3	4	5	6	7	8	9	10
6.	I feel satisfied, motivated, and ministered to by the worship in our church.	1	2	3	4	5	6	7	8	9	10
7.	In our services, the presence of the Triune God is clearly acknowledged as Father, Son, and Holy Spirit.	1	2	3	4	5	6	7	8	9	10

Session 3: Action Plan and Goals

Based on what you learned in this module, create an action plan with clear goals for you and your local church.

For Pastors:

Have you identified a leader to mentor as a future church planter? Y or N

If yes, did you meet this month? Y or N

For Review:

Did you turn in a Healthy Church Report this month? Y or N

Look at the 7 Take Your Church's Pulse (TYCP) questions for this module (Session 4) and review your overall measurements.

What are your areas of strength (scores greater than 7)? _____

What are areas for growth (scores equal to or fewer than 7)? _____

Begin to develop an action plan. An action plan for implementing today's materials into your respective ministries is important and should be a habitual process for every step forward in your ministry. Based on what you learned in this module, create an action plan with clear goals for you and your local church.

An acronym that is helpful in planning is to develop **SMART** goals:

Specific: It describes specifically what I plan to do.

Measurable: I will be able to tell whether it was done or not.

Appropriate: Is it in line with God's will?

Realistic: It considers my limitations and availability.

Time-bound: It mentions an exact time period.

Example:

- By the end of the month, I will preach a sermon on integrated faith so that people will realize that God should be a part of every portion of life.
- By the end of the year, financial giving will increase by 5% from the previous year.
- In 6 months, 12 new believers will be saved.
- By next week, we will develop a plan for small groups that will start next fall.

NAME: _____ CHURCH NAME: _____

Healthy Church Report	MONTHLY GOAL	MONTHLY RESULT
SHARED THE VISION How many people inside and outside the church has the vision been shared with?		
LEADERS How many leaders has the church trained for small groups and ministry?		
SPIRITUAL GIFTS How many people has the church trained to use their spiritual gifts?		
TITHE How many people has the church asked to tithe toward the mission of the church?		
PRAYER How many people has your church prayed for in the community?		
SHARE FAITH How many people has the church trained to share their faith?		
SMALL GROUPS How many people has the church brought into small groups?		
COMMUNITY MINISTRIES How many people has the church brought into ministries that serve the community?		
NEW MEMBERS How many people has the church welcomed into relationships in the church?		
WORSHIP How many people has the church invited to worship each week at your church?		

How to Use Reports

- REPORTING** - Included in each module is a tabulation sheet with ten metrics for measuring entitled *Healthy Church Report*. As the participant progresses through the modular training a new measurement is revealed on the tabulation sheet for monthly reporting. Monthly reporting is a key part of the training. This provides accountability and focus on what matters most for the training participants. If the participants know ahead of time what will be asked of them at the next module, they are more likely to do those activities that lead to the results to be reviewed.
- PASTOR TRACK MENTORING** - Pastors are encouraged during the training to identify and mentor a future leader to be a church planter. Each month of the modular training the pastor is asked if a leader has been identified and if they have met for mentoring (see www.multiplicationnetwork.org/resources/ministry-toolbox/203-mentoring-workshop-2 for mentor training material). At the end of the Stronger Churches modular training: Pastors are encouraged to turn in a church planter profile report (<https://www.multiplicationnetwork.org/resources/ministry-toolbox/159-church-planter-profile>) and churches are encouraged to plant a church by sending the new leader for More Churches Modular training.

PARTICIPANT GUIDE



OBJECTIVES

By the end of this module, you will be able to:

1. Teach a transforming perspective regarding the Gospel.
2. Understand spiritual dualism.
3. Create healthier congregations.

TIME FOR SHARING & PRAYER | Isaiah 65:17-25 and Revelation 21:1-5

What is the Lord's promise in Isaiah 65:17?

In your own words, describe the new reality of this passage.

What is similar in Revelation 21:1-5?

Session 1: Biblical Foundation

Sometimes we ask ourselves why over the past several generations the Church has been unable to permeate society and make a transformational impact.

AN INCOMPLETE UNDERSTANDING OF THE GREAT COMMISSION | Matthew 28:18-20

Dimensions of the Great Commission

- Geographic / Ethnic Dimension
 - Matthew 24:14
 - Acts 1:8

- Historic Dimension
 - Deuteronomy 4:9
 - Proverbs 22:6

- Cultural Penetration Dimension (*Cultural Mandate*)
 - Genesis 1:28
 - Genesis 2:15

The word “culture” comes from the word “cultivate.”

Read Acts 3:2, Colossians 1:19-20 and Ephesians 1:22-23.

A healthy church doesn't divorce the Great Commission from the Great Mandate and the Cultural Mandate.

To “make disciples of all nations,” we must understand that discipleship is the holistic transformation of all nations under the lordship of Jesus Christ. If we ignore the biblical petition that God's “will be done on earth as it is in heaven” (Matthew 6:10), we will have an insipid Gospel (Matthew 5:13) that offers no power for change.

The mission of God in the world includes at least three other dimensions:



TOWARD A BIBLICAL WORLDVIEW | Romans 12:2

We all have a worldview—an ideology or guideline (a filter if you will) with which we see the world around us and interpret reality. We inherit the worldview of our culture.

“A worldview, or way of seeing the world, is a conceptual outline in which we, consciously or not, put or make fit everything we believe in and through which we interpret and judge reality.” - Ronald Nash

“A vision [worldview] is our sense of how the world works...” - Thomas Sowell

*“Each person carries in their mind a model of the world, a subjective representation of external reality.”
- Alvin Toffler*

“A worldview consists of the basic assumptions of what is real and good and includes our assumptions of who we are and what we must do.” - Dallas Willard

WHY DO WORLDVIEWS EXIST?

- Truth
- God
- Purpose for humans
- Beginning of universe
- Good/Evil
- Meaning
- Death of life

There are many worldviews and each culture, religion, and life philosophy has its own. Let's look at three: an animistic worldview, humanistic secularism, and theism.

Animistic Worldview

- What we see is not real
- Everything possesses spirits
- Appease the spirits

Secular Worldview

- Physical world is the only reality
- Spirituality is discarded
- No absolute truth

- Relativism
- Society determines morality

Biblical/Theistic Worldview

- God is creator and sustainer
- God determines morality
- Humans are stewards
- God is incarnated through Jesus Christ
- God is making all things new
- God invites us

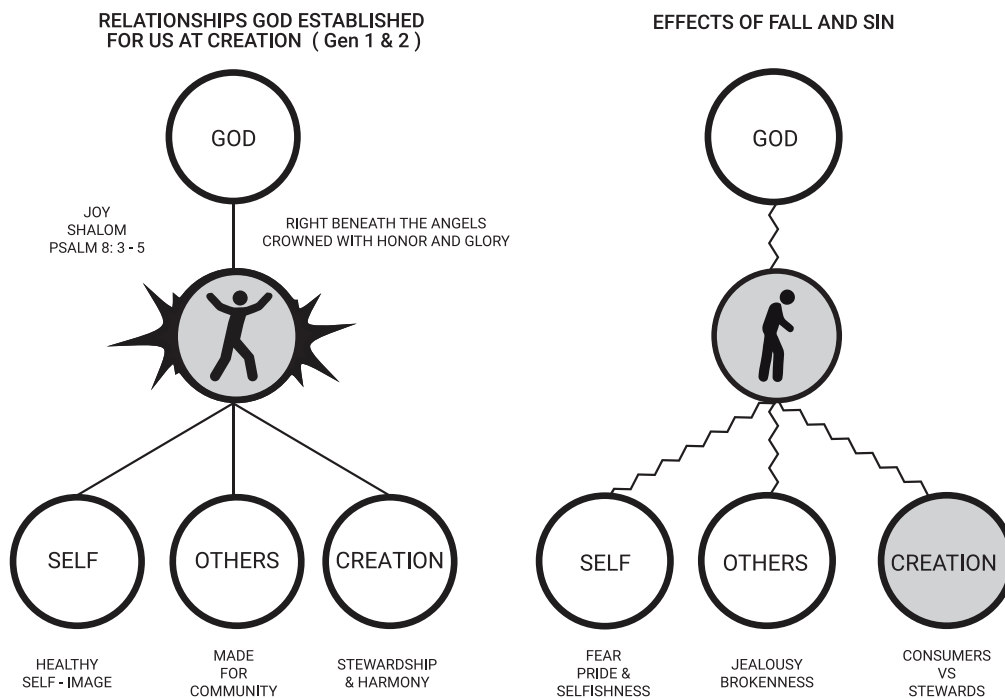
WHAT DOES THIS HAVE TO DO WITH A HEALTHY CHURCH?

THE WORLD BELONGS TO GOD | Revelation 21:5

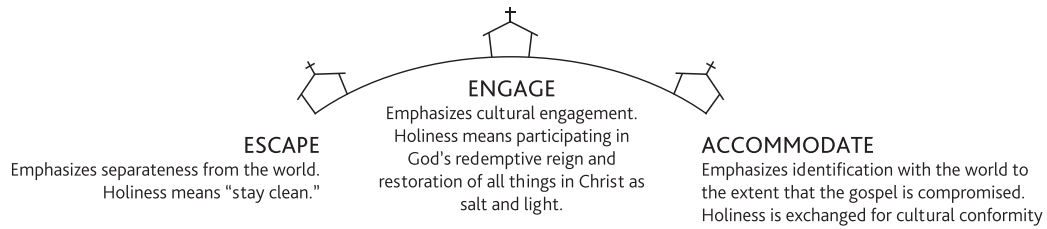
- And God saw that it was good!
- Humans rebelled against their Creator.
- Sin impacted everything.

Jesus Christ incarnationally burst into the world, being made in human likeness. His arrival inaugurated the Kingdom of God. With His life and teaching He shows us how to live under His reign and rule in every area of life. Every dimension of what is created is under His authority and dominion.

- Forgiveness of sins
- New relationship between God and man
- Holy Spirit
- God is making all things new
- Church misunderstanding



Adapted from:
2004 Christian Economic Development Chalmers Economic Development Institute , Section 2, p .15.



GOD CREATED US FOR RELATIONSHIPS | Genesis 1-2

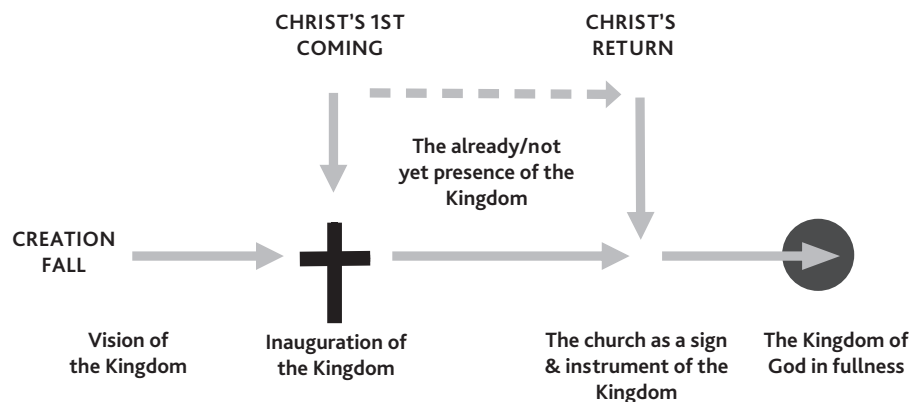
God is Triune. He sends His Church into the world but as Father, Son and Holy Spirit, He is also the God of community, or social God.

He creates us in the image of God (imago Dei). Redeemed mankind reflects the glory of God. He is reflected in our relationship to God, others, ourselves, and creation.

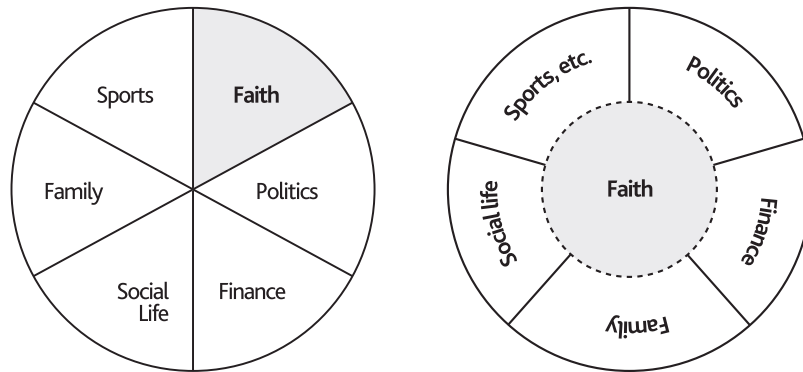
The Church is a demonstration of the future that God will bring about. Thus, the Church in the present is an agent, an ambassador, and a sign pointing to the Kingdom.

GOD IS TRANSFORMING THE WORLD

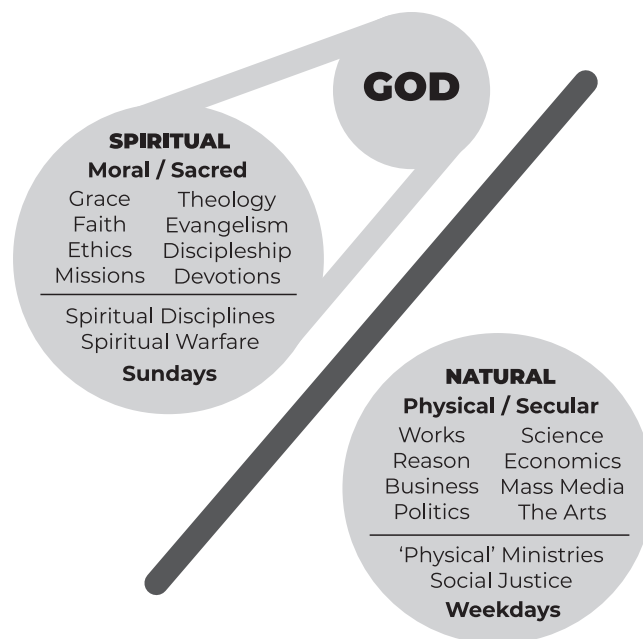
According to Revelation 21, the King once again lives among us. The end of history and the Church is not about "going to heaven"—it is about God returning to earth to live with human beings forever and be their light. Jesus' wish, "Your will be done, on earth as it is in heaven" (Matthew 6:10), will be a reality.



THE GREAT PROBLEM: EVANGELICAL DUALISM



Another way of explaining this divorce is the distinction that some make regarding the spaces God occupies. Calling them sacred and secular can make us think that the Gospel has no impact on some important aspects of culture and life, including our vocations and priorities. This can weaken the Church's transformational power. In the Kingdom of God every knee will bow, and every aspect of life will be under His government.



DEFINITION OF CHURCH

The Church is the Body of Christ, a community of believers created by the Holy Spirit that confesses Jesus as Lord and Savior. It gathers regularly in local communities to live its new identity in Christ and its vocation as reconciler in the world. As ambassadors of the Kingdom, these faith communities participate with the Triune God in the renewal of all things to be a testimony of the incarnational, redemptive purposes of the King.

Session 2: Tools

The following are helpful questions that you should answer as a group. It is important to answer them regularly.

1. Does your congregation wish to participate in multiplying healthy churches?
2. When will your church plant a daughter church?
3. What factors are helping you plant another church? What factors are keeping you from planting one?

The challenge is to begin a new healthy church representing the Kingdom of God in each community (Eph. 3:10).

Session 3: End of the 12 Modules for Better Churches

Congratulations!

The primary purpose of the Stronger Churches pathway has been preparing you to strengthen your community of faith and consider planting another one. We have shared theological, biblical, and practical concepts that can help you as you look to the future. Planting new faith communities is a strategic and biblical way of advancing the cause of the Gospel.

NEXT STEPS:

1. We encourage you to use the **"Take Your Church's Pulse"** tool again now that you have completed these modules for an assessment of how God has equipped you to strengthen your church. Compare and contrast your results from before and after you studied and implemented the modules.
2. We encourage your pastor to identify a future church planter and turn in a **CHURCH PLANTER PROFILE** that is included at the end of this module. This will begin the journey of planting a healthy church representing the Kingdom of God in a new community. A healthy church should desire to multiply itself with more churches (Ephesians 3:10)!

MORE INFORMATION

The vision of Multiplication Network Ministries is "A healthy church, representing the Kingdom of God in every community." For this, Christian leaders are trained and equipped to revitalize and multiply healthy churches. If you wish to get in touch with the authors, please visit www.multiplicationnetwork.org.

THE CHURCH PLANTER PROFILE

PERSONAL INFORMATION

PHOTO	SURNAME:		
	GIVEN NAME:		
	MARITAL STATUS:		GENDER: M <input type="checkbox"/> F <input type="checkbox"/>
	DATE OF BIRTH:	AGE:	# OF CHILDREN:
	ADDRESS:		PHONE:
CITY:	STATE:	COUNTRY:	EMAIL:

INFORMATION OF THE AREA WHERE THE NEW CHURCH WILL BE PLANTED

NAME:	ADDRESS:
CITY:	COUNTRY:

INFORMATION OF THE MOTHER CHURCH

NAME:	PASTOR'S NAME:	
MENTOR'S NAME:	PHONE:	EMAIL:
ADDRESS:	NEIGHBORHOOD:	
CITY:	STATE:	COUNTRY:

TESTIMONY OF THE CHURCH PLANTER

Two lines are the minimum required. If you need more space, please use the reverse side of this sheet.

How was your life before accepting Christ? _____

How did you meet Christ? _____

How were you called to church planting? _____

PRAYER REQUESTS

1. _____
2. _____
3. _____

CHURCH PLANTER'S SIGNATURE

MENTOR'S SIGNATURE

_____/_____/_____
MONTH / DAY / YEAR